

B S R & Associates LLP

Chartered Accountants

B S R & Associates LLP
Building No. 10, 12th Floor, Tower-C
DLF Cyber City, Phase - II
Gurugram - 122 002, India

Telephone: +91 124 719 1000
Fax: +91 124 235 8613

INDEPENDENT AUDITORS' REPORT

To the Members of Kanpur Logistics Park Private Limited

Report on the Audit of the Financial Statements

Opinion

We have audited the financial statements of Kanpur Logistics Park Private Limited ("the Company"), which comprise the Balance Sheet as at 31 March 2020, and the Statement of Profit and Loss (including Other Comprehensive Income), Statement of Changes in Equity and Statement of Cash Flows for the year then ended, and notes to the financial statements, including a summary of the significant accounting policies and other explanatory information.

In our opinion and to the best of our information and according to the explanations given to us, the aforesaid financial statements give the information required by the Companies Act, 2013 ("Act") in the manner so required and give a true and fair view in conformity with the accounting principles generally accepted in India, of the state of affairs of the Company as at 31 March 2020, and profit and other comprehensive income, changes in equity and its cash flows for the year ended on that date.

Basis for Opinion

We conducted our audit in accordance with the Standards on Auditing (SAs) specified under section 143(10) of the Act. Our responsibilities under those SAs are further described in the *Auditor's Responsibilities for the Audit of the Financial Statements* section of our report. We are independent of the Company in accordance with the Code of Ethics issued by the Institute of Chartered Accountants of India together with the ethical requirements that are relevant to our audit of the financial statements under the provisions of the Act and the Rules thereunder, and we have fulfilled our other ethical responsibilities in accordance with these requirements and the Code of Ethics. We believe that the audit evidence we have obtained is sufficient and appropriate to provide a basis for our opinion on the financial statements.

Other Information

The Company's management and Board of Directors are responsible for the other information. The other information comprises the information included in the Company's Board report, but does not include the financial statements and our auditors' report thereon.

Our opinion on the financial statements does not cover the other information and we do not express any form of assurance conclusion thereon.

In connection with our audit of the financial statements, our responsibility is to read the other information and, in doing so, consider whether the other information is materially inconsistent with the financial statements or our knowledge obtained in the audit or otherwise appears to be materially misstated. If, based on the work we have performed, we conclude that there is a material misstatement of this other information, we are required to report that fact. We have nothing to report in this regard.

Aus

Management's and Board of Directors' Responsibility for the Financial Statements

The Company's Management and Board of Directors are responsible for the matters stated in section 134(5) of the Act with respect to the preparation of these financial statements that give a true and fair view of the state of affairs, profit and other comprehensive income, changes in equity and cash flows of the Company in accordance with the accounting principles generally accepted in India, including the Indian Accounting Standards (Ind AS) specified under section 133 of the Act. This responsibility also includes maintenance of adequate accounting records in accordance with the provisions of the Act for safeguarding of the assets of the Company and for preventing and detecting frauds and other irregularities; selection and application of appropriate accounting policies; making judgments and estimates that are reasonable and prudent; and design, implementation and maintenance of adequate internal financial controls that were operating effectively for ensuring accuracy and completeness of the accounting records, relevant to the preparation and presentation of the financial statements that give a true and fair view and are free from material misstatement, whether due to fraud or error.

In preparing the financial statements, the Management and Board of Directors are responsible for assessing the Company's ability to continue as a going concern, disclosing, as applicable, matters related to going concern and using the going concern basis of accounting unless the Board of Directors either intends to liquidate the Company or to cease operations, or has no realistic alternative but to do so.

The Board of Directors is also responsible for overseeing the Company's financial reporting process.

Auditor's Responsibilities for the Audit of the Financial Statements

Our objectives are to obtain reasonable assurance about whether the financial statements as a whole are free from material misstatement, whether due to fraud or error, and to issue an auditor's report that includes our opinion. Reasonable assurance is a high level of assurance, but is not a guarantee that an audit conducted in accordance with SAs will always detect a material misstatement when it exists. Misstatements can arise from fraud or error and are considered material if, individually or in the aggregate, they could reasonably be expected to influence the economic decisions of users taken on the basis of these financial statements.

As part of an audit in accordance with SAs, we exercise professional judgment and maintain professional skepticism throughout the audit. We also:

- Identify and assess the risks of material misstatement of the financial statements, whether due to fraud or error, design and perform audit procedures responsive to those risks, and obtain audit evidence that is sufficient and appropriate to provide a basis for our opinion. The risk of not detecting a material misstatement resulting from fraud is higher than for one resulting from error, as fraud may involve collusion, forgery, intentional omissions, misrepresentations, or the override of internal control.
- Obtain an understanding of internal control relevant to the audit in order to design audit procedures that are appropriate in the circumstances. Under section 143(3)(i) of the Act, we are also responsible for expressing our opinion on whether the company has adequate internal financial controls with reference to financial statements in place and the operating effectiveness of such controls.
- Evaluate the appropriateness of accounting policies used and the reasonableness of accounting estimates and related disclosures in the financial statements made by the Management and Board of Directors.

Quis

- Conclude on the appropriateness of the Management and Board of Directors use of the going concern basis of accounting and, based on the audit evidence obtained, whether a material uncertainty exists related to events or conditions that may cast significant doubt on the Company's ability to continue as a going concern. If we conclude that a material uncertainty exists, we are required to draw attention in our auditor's report to the related disclosures in the financial statements or, if such disclosures are inadequate, to modify our opinion. Our conclusions are based on the audit evidence obtained up to the date of our auditor's report. However, future events or conditions may cause the Company to cease to continue as a going concern.
- Evaluate the overall presentation, structure and content of the financial statements, including the disclosures, and whether the financial statements represent the underlying transactions and events in a manner that achieves fair presentation.

We communicate with those charged with governance regarding, among other matters, the planned scope and timing of the audit and significant audit findings, including any significant deficiencies in internal control that we identify during our audit.

We also provide those charged with governance with a statement that we have complied with relevant ethical requirements regarding independence, and to communicate with them all relationships and other matters that may reasonably be thought to bear on our independence, and where applicable, related safeguards.

Report on Other Legal and Regulatory Requirements

1. As required by the Companies (Auditors' Report) Order, 2016 ("the Order") issued by the Central Government in terms of section 143 (11) of the Act, we give in the "Annexure A" a statement on the matters specified in paragraphs 3 and 4 of the Order, to the extent applicable.
2. (A) As required by Section 143(3) of the Act, we report that:
 - a) We have sought and obtained all the information and explanations which to the best of our knowledge and belief were necessary for the purposes of our audit.
 - b) In our opinion, proper books of account as required by law have been kept by the Company so far as it appears from our examination of those books
 - c) The balance sheet, the statement of profit and loss (including other comprehensive income), the statement of changes in equity and the statement of cash flows dealt with by this Report are in agreement with the books of account.
 - d) In our opinion, the aforesaid financial statements comply with the Ind AS specified under section 133 of the Act.
 - e) On the basis of the written representations received from the directors as on 31 March 2020 taken on record by the Board of Directors, none of the directors is disqualified as on 31 March 2020 from being appointed as a director in terms of Section 164(2) of the Act.



- f) With respect to the adequacy of the internal financial controls with reference to financial statements of the Company and the operating effectiveness of such controls, refer to our separate Report in "Annexure B".
- (B) With respect to the other matters to be included in the Auditors' Report in accordance with Rule 11 of the Companies (Audit and Auditors) Rules, 2014, in our opinion and to the best of our information and according to the explanations given to us:
- i. The Company does not have any pending litigations which would impact its financial position as at 31 March 2020.
 - ii. The Company did not have any long-term contracts including derivative contracts outstanding as at 31 March 2020 for which there were any material foreseeable losses.
 - iii. There were no amounts which were required to be transferred to the Investor Education and Protection Fund by the Company.
 - iv. The disclosures in the financial statements regarding holdings as well as dealings in specified bank notes during the period from 8 November 2016 to 30 December 2016 have not been made in these financial statements since they do not pertain to the financial year ended 31 March 2020.
- (C) With respect to the matter to be included in the Auditors' Report under section 197(16):

With respect to the matter to be included in the Auditor's Report under Section 197(16), in our opinion and according to the information and explanations given to us, the provision of section 197 read with schedule V to the Act is not applicable to the Company, as it is a private Company.

For B S R & Associates LLP
Chartered Accountants
Firm's Registration No.: 116231 W/W-100024



Anant Marwah
Partner
Membership No. 510549
UDIN No. 20510549AAAAKI8046

Place: New Delhi
Date: 26 December 2020

Annexure A referred to in our Independent Auditors' Report to the members of Kanpur Logistics Park Private Limited on the financial statements for the year ended March 31, 2020

- (i) a. According to the information and explanations given to us, the Company has maintained proper records showing full particulars, including quantitative details and situation of fixed assets (property, plant and equipment and intangible asset).
- b. According to the information and explanations given to us, the Company has a regular program of physical verification of its fixed assets by which all the fixed assets are verified during the year. In our opinion, this periodicity of physical verification is reasonable having regard to the size of the Company and the nature of its assets. According to the information and explanation given to us, no material discrepancies were noticed on such verification.
- c. According to the information and explanations given to us and on the basis of our examination of the records of the Company, the title deeds of the immovable properties are held in the name of the Company.
- (ii) According to the information and explanations given to us, the Company is a service company, primarily rendering end to end logistics solutions to its customers, accordingly it does not hold any physical inventories. Accordingly, the provision of clause 3(ii) of the Order is not applicable to the Company.
- (iii) According to the information and explanations given to us, the Company has not granted any loans, secured or unsecured to companies, firms, limited liability partnerships or other parties covered in the register maintained under section 189 of the Act. Accordingly, the provision of clause 3(iii) of the Order is not applicable to the Company.
- (iv) According to the information and explanations given to us, the Company is engaged in providing infrastructural facilities (logistics services), accordingly the provisions of Section 186 (except sub-section 1) is not applicable to the Company. Further, the Company has not granted any loans under Section 185 of the Act and accordingly the provisions are not applicable to the Company.
- (v) According to the information and explanations given to us, the Company has not accepted any deposits from the public to which the directives issued by the Reserve Bank of India and the provisions of Section 73 to Section 76 or any other relevant provisions of the Act and the rules framed there under apply. Accordingly, the provision of clause 3(v) of the Order is not applicable to the Company.
- (vi) The Central Government has not prescribed the maintenance of cost records under sub section (1) of section 148 of the Act for any of the services rendered by the Company. Accordingly, the provision of clause 3(vi) of the Order is not applicable to the Company.
- (vii) a. According to the information and explanations given to us and on the basis of our examination of records of the Company, amounts deducted / accrued in the books of account in respect of undisputed statutory dues including provident fund, employees' state insurance, income-tax, goods and services tax and other material statutory dues, to the extent applicable, have generally been regularly deposited during the year by the Company with the appropriate authorities, though there have been slight delays in few cases related to deposit of income tax and goods and services tax. As explained to us, the Company did not have any dues on account of sales tax, duty of custom, duty of excise, cess and value added tax.

~~Also refer note 29 wherein it is explained that on account of uncertainty with respect to applicability of the Hon'ble Supreme Court Judgment dated February 28, 2019 on provident fund matter, pending clarification from the department of Provident fund, management has not~~

aus

recognized and deposited any additional provident fund amount with respect to period prior to February 28, 2019.

According to the information and explanations given to us, no undisputed amounts payable in respect of provident fund, employees' state insurance, income tax, goods and services tax and other material statutory dues, to the extent applicable, were in arrears as at March 31, 2020 for a period of more than six months from the date they became payable except for Rs. 152,358 provident fund dues payable under Employee's Provident Fund and Miscellaneous Provision Act, 1952, due on various dates during April to September 2019.

- b. According to the information and explanations given to us, there are no dues on account of income tax, service tax and goods and services tax which have not been deposited by the Company with the appropriate authorities on account of dispute.
- (viii) In our opinion and according to the information and explanations given to us, the Company has not defaulted in the repayment of loans or borrowings to financial institutions or banks. Further, the Company did not have any outstanding loans or borrowings from the government or debenture holders during the year.
- (ix) In our opinion and according to the information and explanations given to us, the Company has not raised any money by way of initial public offer or further public offer (including debt instrument) during the year. According to the information and explanations given to us, the term loans taken by the Company have been applied for the purpose for which they were raised.
- (x) To the best of our knowledge and according to the information and explanations given to us, no fraud by the Company or on the Company by its officers or employees has been noticed or reported during the year.
- (xi) The Company is a private limited company and accordingly the requirements as stipulated by the provisions of Section 197 read with schedule V to the Act are not applicable to the company. Accordingly paragraph 3 (xi) of the Order is not applicable.
- (xii) In our opinion and according to the information and explanations given to us, the Company is not a Nidhi company. Accordingly, the provision of clause 3(xii) of the Order is not applicable.
- (xiii) Being a private company, the provisions of Section 177 of the Act are not applicable to the Company. Further, according to the information and explanations given to us and on the basis of our examination of the records of the Company, there are no transactions entered with related parties which are not in compliance with Section 188 of the Act, and the details have been disclosed in the accompanying financial statement of the Company in accordance with the applicable Accounting Standards.
- (xiv) According to the information and explanations given to us and based on our examination of the records of the Company, the Company has not made any preferential allotment or private placement of shares or fully or partly convertible debentures during the year. Accordingly, the provision of clause 3(xiv) of the Order is not applicable.
- (xv) According to the information and explanations given to us and based on our examination of the records, during the year, the Company has not entered into any non-cash transactions with directors or persons connected with him and hence the provision of Section 192 of the Act is not applicable. Accordingly, the provision of clause 3(xv) of the Order is not applicable.

Ans

B S R & Associates LLP

(xvi) According to the information and explanation given to us, the Company is not required to be registered under Section 45-IA of the Reserve Bank of India Act, 1934. Accordingly, the provisions of clause 3(xvi) of the order is not applicable.

For B S R & Associates LLP

Chartered Accountants

Firm's Registration No.: 116231 W/W-100024



Anant Marwah

Partner

Membership No. 510549

UDIN No. 20510549AAAAKI8046

Place: New Delhi

Date: 26 December 2020

Annexure B to the Independent Auditors' report on the financial statements of Kanpur Logistics Park Private Limited for the year ended 31 March 2020

Report on the internal financial controls with reference to the aforesaid standalone financial statements under Clause (i) of Sub-section 3 of Section 143 of the Companies Act, 2013

(Referred to in paragraph 2A(f) under 'Report on Other Legal and Regulatory Requirements' section of our report of even date)

Opinion

We have audited the internal financial controls with reference to financial statements of Kanpur Logistics Park Private Limited ("the Company") as of 31 March 2020 in conjunction with our audit of the financial statements of the Company for the year ended on that date.

In our opinion, the Company has, in all material respects, adequate internal financial controls with reference to financial statements and such internal financial controls were operating effectively as at 31 March 2020, based on the internal financial controls with reference to financial statements criteria established by the Company considering the essential components of internal control stated in the Guidance Note on Audit of Internal Financial Controls Over Financial Reporting issued by the Institute of Chartered Accountants of India (the "Guidance Note").

Management's Responsibility for Internal Financial Controls

The Company's management and the Board of Directors are responsible for establishing and maintaining internal financial controls based on the internal financial controls with reference to financial statements criteria established by the Company considering the essential components of internal control stated in the Guidance Note. These responsibilities include the design, implementation and maintenance of adequate internal financial controls that were operating effectively for ensuring the orderly and efficient conduct of its business, including adherence to company's policies, the safeguarding of its assets, the prevention and detection of frauds and errors, the accuracy and completeness of the accounting records, and the timely preparation of reliable financial information, as required under the Companies Act, 2013 (hereinafter referred to as "the Act").

Auditors' Responsibility

Our responsibility is to express an opinion on the Company's internal financial controls with reference to financial statements based on our audit. We conducted our audit in accordance with the Guidance Note and the Standards on Auditing, prescribed under section 143(10) of the Act, to the extent applicable to an audit of internal financial controls with reference to financial statements. Those Standards and the Guidance Note require that we comply with ethical requirements and plan and perform the audit to obtain reasonable assurance about whether adequate internal financial controls with reference to financial statements were established and maintained and whether such controls operated effectively in all material respects.

Our audit involves performing procedures to obtain audit evidence about the adequacy of the internal financial controls with reference to financial statements and their operating effectiveness. Our audit of internal financial controls with reference to financial statements included obtaining an understanding of such internal financial controls, assessing the risk that a material weakness exists, and testing and evaluating the design and operating effectiveness of internal control based on the assessed risk. The procedures



selected depend on the auditor's judgement, including the assessment of the risks of material misstatement of the financial statements, whether due to fraud or error.

We believe that the audit evidence we have obtained is sufficient and appropriate to provide a basis for our audit opinion on the Company's internal financial controls with reference to financial statements.

Meaning of Internal Financial controls with Reference to Financial Statements

A company's internal financial controls with reference to financial statements is a process designed to provide reasonable assurance regarding the reliability of financial reporting and the preparation of financial statements for external purposes in accordance with generally accepted accounting principles. A company's internal financial controls with reference to financial statements include those policies and procedures that (1) pertain to the maintenance of records that, in reasonable detail, accurately and fairly reflect the transactions and dispositions of the assets of the company; (2) provide reasonable assurance that transactions are recorded as necessary to permit preparation of financial statements in accordance with generally accepted accounting principles, and that receipts and expenditures of the company are being made only in accordance with authorisations of management and directors of the company; and (3) provide reasonable assurance regarding prevention or timely detection of unauthorised acquisition, use, or disposition of the company's assets that could have a material effect on the financial statements.

Inherent Limitations of Internal Financial controls with Reference to Financial Statements

Because of the inherent limitations of internal financial controls with reference to financial statements, including the possibility of collusion or improper management override of controls, material misstatements due to error or fraud may occur and not be detected. Also, projections of any evaluation of the internal financial controls with reference to financial statements to future periods are subject to the risk that the internal financial controls with reference to financial statements may become inadequate because of changes in conditions, or that the degree of compliance with the policies or procedures may deteriorate.

For B S R & Associates LLP
Chartered Accountants
Firm's Registration No.: 116231 W/W-100024



Anant Marwah
Partner
Membership No. 510549
UDIN No. 20510549AAAKI8046

Place: New Delhi
Date: 26 December 2020


Kanpur Logistics Park Private Limited
CIN: U74900DL2009PTC193936
Balance Sheet as at March 31, 2020
(All amounts in Indian Rupees Lacs, unless otherwise stated)

	Note	As at March 31, 2020	As at March 31, 2019
ASSETS			
Non current assets			
Property, plant and equipment	3	2,836.53	3,420.02
Right to use assets	3	3,787.42	-
Intangible assets	4	9.51	1.57
Financial assets			
Loans	5	26.06	8.86
Other financial assets	6	45.62	58.21
Non-current tax assets (net)	12	25.48	34.77
Other non-current assets	8	8.03	7.13
Total non-current assets		6,738.65	3,530.56
Current assets			
Financial assets			
Trade receivables	9	1,441.31	779.37
Cash and cash equivalents	10	4.00	55.27
Bank balances other than cash and cash equivalents	11	126.01	113.87
Other financial assets	6	17.66	28.50
Other current assets	8	222.58	125.39
Total current assets		1,811.56	1,102.40
Total assets		8,550.21	4,632.96
EQUITY AND LIABILITIES			
EQUITY			
Equity share capital	13	1,000.00	1,000.00
Other equity	14	2,327.90	1,466.90
Total equity		3,327.90	2,466.90
LIABILITIES			
Non-current liabilities			
Financial liabilities			
Borrowings	15	137.32	380.05
Other financial liabilities	16	4,209.22	84.80
Provisions	17	27.74	28.67
Deferred tax liabilities (net)	7	79.64	35.66
Other non-current liabilities	18	2.55	27.61
Total non-current liabilities		4,456.47	556.79
Current liabilities			
Financial liabilities			
Borrowings	19	97.68	189.25
Trade payables:	20		
-total outstanding dues of micro enterprises and small enterprises; and		-	-
- total outstanding dues of creditors other than micro enterprises and		264.10	553.88
Other financial liabilities	16	283.67	743.53
Other current liabilities	18	110.89	115.67
Provisions	17	9.50	6.94
Total current liabilities		765.84	1,609.27
Total liabilities		5,222.31	2,166.06
Total equity and liabilities		8,550.21	4,632.96


Summary of significant accounting policies 2
The accompanying notes referred to form an integral part of these financial statement.

As per our report of even date attached

For BSR & Associates LLP
Chartered Accountants
ICAI Firm Registration No. 116231W/W-100024


Anant Marwah
Partner
Membership No: 510549

For and on behalf of the Board of Directors of
Kanpur Logistics Park Private Limited


Amit Kumar
Director
DIN: 01928813


Anil Jain
Director
DIN: 06735607


Srishya
Company Secretary
Membership No: A62933

Place: New Delhi
Date: 26 December 2020

Place: New Delhi
Date: 26 December 2020

Kanpur Logistics Park Private Limited
CIN: U74900DL2009PTC193936
Statement of Profit and Loss for the year ended March 31, 2020
(All amounts in Indian Rupees Lacs, unless otherwise stated)

	Note	For the year ended March 31, 2020	For the year ended March 31, 2019
Income			
Revenue from operations	21	5,933.20	5,572.14
Other income	22	21.21	78.88
Total income		5,954.41	5,651.02
Expenses			
Direct expenses	23	2,459.64	2,573.51
Employee benefits expense	24	314.00	295.85
Finance costs	25	476.84	166.39
Depreciation and amortization	26	884.27	658.75
Other expenses	27	652.87	985.72
Total expenses		4,787.62	4,680.22
Profit before tax		1,166.79	970.80
Tax expense :	7		
- Current tax		265.18	201.23
- Deferred tax charge		43.98	64.33
Total tax expenses		309.16	265.56
Profit after tax for the year (A)		857.63	705.24
Other comprehensive income/ (expense)			
Items that will not be reclassified to profit or loss			
-Re-measurement gains/ (losses) on defined benefit liability		3.37	(1.42)
-Income tax effect relating to above		-	-
Other comprehensive income/ (expense) for the year, net of income tax (B)		3.37	(1.42)
Total comprehensive income for the year, net of tax (A+B)		861.00	703.82
Earning per equity share [face value Rs.10/- per share]			
- Basic (Rs.)	33	8.58	7.05
- Diluted (Rs.)		8.58	7.05

Summary of significant accounting policies
The accompanying notes referred to form an integral part of these financial statements

As per our report of even date attached

For BSR & Associates LLP

Chartered Accountants

ICAI Firm Registration Number. 116231W/W-100024




Anant Marwah

Partner

Membership No: 510549

For and on behalf of the Board of Directors of
Kanpur Logistics Park Private Limited



Amit Kumar

Director

DIN: 01928813



Aviral Jain

Director

DIN: 06735607



Srishity

Company Secretary

Membership No: A62933

Place: New Delhi
Date: 26 December 2020

Place: New Delhi
Date: 26 December 2020

Kanpur Logistics Park Private Limited
 CIN: U74900DL2009PTC193936
 Statement of Change in equity for the year ended March 31, 2020
 (All amounts in Indian Rupees Lacs, unless otherwise stated)

A. Equity share capital	No of shares	Amount
Balance as at April 01, 2018	10,000,000	1,000.00
Equity shares issued during the year	-	-
Balance as at March 31, 2019	10,000,000	1,000.00
Equity shares issued during the year	-	-
Balance as at March 31, 2020	10,000,000	1,000.00


B. Other equity			Equity component of compound financial instruments	Total
Particular	Securities premium	Retained earnings		
Balance as at April 01, 2018	376.60	373.52	12.96	763.08
Profit during the year	-	705.24	-	705.24
Other comprehensive (expense) for the year, net of income tax	-	(1.42)	-	(1.42)
Total comprehensive income for the year	-	703.82	-	703.82
Balance as at March 31, 2019	376.60	1,077.34	12.96	1,466.90
Profit during the year	-	857.63	-	857.63
Other comprehensive income for the year, net of income tax	-	3.37	-	3.37
Total comprehensive income for the year	-	861.00	-	861.00
Balance at the end of the reporting period March 31, 2020	376.60	1,938.33	12.96	2,327.90

Summary of significant accounting policies


The accompanying notes referred to form an integral part of these financial statements.

As per our report of even date attached


For B S R & Associates LLP
 Chartered Accountants
 ICAI Firm Registration Number. 116231W/W-100024


 Anant Marwah
 Partner
 Membership No: 510549

For and on behalf of the Board of Directors of
 Kanpur Logistics Park Private Limited


 Amit Kumar
 Director
 DIN: 01928813


 Aviral Jain
 Director
 DIN: 06735607


 Srishy
 Company Secretary
 Membership No: A62933

Place: New Delhi
 Date: 26 December 2020

Place: New Delhi
 Date: 26 December 2020

Kanpur Logistics Park Private Limited

CIN: U74900DL2009PTC193936

Statement of Cash Flows for the year ended March 31, 2020

(All amounts in Indian Rupees Lacs, unless otherwise stated)

	For the year ended March 31, 2020	For the year ended March 31, 2019
A. Cash flows from operating activities		
Profit before tax	1,166.79	970.80
Adjustment for:		
Depreciation and amortization	884.27	658.75
Interest income	(10.98)	(8.45)
Liabilities no longer required written back	-	(38.49)
Impairment allowance for trade receivable	9.49	9.58
Interest expenses	476.84	166.39
Operating profit before changes in assets and liabilities	2,526.41	1,758.57
Adjustments for changes in assets and liabilities		
Decrease/ (Increase) in trade receivables	(652.45)	332.93
Decrease/ (Increase) in loans	(17.20)	0.86
(Increase) in other assets	(98.09)	(6.84)
(Increase) in other financial assets	14.00	(38.41)
Increase in provisions	1.63	14.85
(Decrease)/ Increase in trade payables	(289.79)	(11.76)
(Decrease)/Increase in other financial liabilities	(76.42)	(177.40)
(Decrease)/Increase in other liabilities	(29.84)	(36.57)
Cash generated from operations	1,378.25	1,836.24
Direct taxes paid (net of refunds)	(275.80)	(304.71)
Net cash generated from operating activities (A)	1,102.45	1,531.53
B. Cash flows from investing activities		
Purchase /(sale) of property, plant and equipment and intangible assets (including capital-work-in-progress and capital advance (net)	(114.76)	(586.82)
Bank deposits (having original maturity of more than 3 months)	(12.14)	(97.73)
Bank deposits (having remaining of more than 12 months)	10.14	20.27
Interest received	10.27	0.88
Net cash used in investing activities (B)	(106.49)	(663.40)
C. Cash flows from financing activities		
Movement in long-term borrowings	(624.18)	(671.39)
Movement in short-term borrowings	(91.56)	(5.57)
Interest paid during the year	(75.52)	(169.94)
Payment of lease rental	(255.97)	-
Net cash (used in)/generated from financing activities (C)	(1,047.23)	(846.89)



Kanpur Logistics Park Private Limited

CIN: U74900DL2009PTC193936

Statement of Cash Flows for the year ended March 31, 2020

(All amounts in Indian Rupees Lacs, unless otherwise stated)

	For the year ended March 31, 2020	For the year ended March 31, 2019
Net increase in cash and cash equivalents (A+B+C)	(51.27)	21.23
Cash and cash equivalents at the beginning of the year (net of bank overdraft)	55.27	34.04
Cash and cash equivalents at the end of the year	4.00	55.27

Reconciliation of cash and cash equivalents as per the cash flow statement

Cash and cash equivalents as per above comprise the following:	As at March 31, 2020	As at March 31, 2019
Cash and cash equivalents	4.00	55.27
Balance as per statement of cash flow	4.00	55.27

1. The Cash Flow Statement has been prepared under the indirect method as set out in Indian Accounting Standard - 7 on Statement of Cash Flows as notified under Section 133 of the Companies Act, 2013.

The accompanying notes referred to form an integral part of these financial statements

As per our report of even date attached

For **BSR & Associates LLP**

Chartered Accountants

ICAI Firm Registration No. 116231W/W-100024




Anant Marwah

Partner

Membership No.: 510549

For and on behalf of the Board of Directors of
Kanpur Logistics Park Private Limited



Amit Kumar

Director

DIN: 01928813



Srishty

Company Secretary

Membership No: A62933



Aviral Jain

Director

DIN: 06735607

Place: New Delhi

Date: 26 December 2020

Place: New Delhi

Date: 26 December 2020

1. Company Information

Kanpur Logistics Park Private Limited ('the Company') was incorporated as a Private Limited Company in the State of New Delhi, India. The Company is engaged in the business of providing end to end logistics solutions, including the first mile transportation, rail transportation of cargo in containers or railway wagon from one destination to another and they also have warehousing facility for providing services of both aggregation and distribution for incoming cargo services as per the specific requirements of its customers.

2. Basis and Accounting Policies

2.1 Basis

2.1.1 Statement of compliance

These financial statements have been prepared in accordance with Indian Accounting Standards (Ind AS) as per the Companies (Indian Accounting Standards) Rules, 2015 notified under Section 133 of Companies Act, 2013, (the 'Act') and other relevant provisions of the Act.

The financial statements were authorized for issue by the Company's Board of Directors on 26th December 2020

2.1.2 Basis of measurement

These financial statements have been prepared on the historical cost basis except for certain financial assets or liability that are measured at fair value or amortized cost (refer to accounting policy on financial instruments). The methods used to measure fair values are discussed further in notes to the financial statements.

2.1.3 Functional and presentation currency

These financial statements are prepared in Indian Rupees, which is the Company's functional and presentation currency. All amounts have been rounded-off to the nearest lacs and two decimals thereof except share data and per share data, unless otherwise stated.

2.1.4 Current and non-current classification

The Company presents assets and liabilities in the balance sheet based on current/non-current classification.

An asset is current when it is:

- Expected to be realized or intended to be sold or consumed in normal operating cycle;
- Held primarily for the purpose of trading;
- Expected to be realized within twelve months after the reporting period; or
- Cash or cash equivalent unless restricted from being exchanged or used to settle a liability for at-least twelve months after the reporting period.

All other assets are classified as non-current.



A liability is current when:

- It is expected to be settled in normal operating cycle;
- It is held primarily for the purpose of trading;
- It is due to be settled within twelve months after the reporting period; or
- There is no unconditional right to defer settlement of the liability for at least twelve months after the reporting period.

All other liabilities are classified as non-current.

All assets and liabilities have been classified as current or non-current as per the Company's operating cycle and other criteria set out in Schedule III to the Companies Act, 2013. Based on the nature of products and the time between the acquisition of assets for processing and their realization in cash and cash equivalents, the Company has ascertained its operating cycle to be within 12 months for the purpose of current and non-current classification of assets and liabilities.

Deferred tax assets/liabilities are classified as non-current.

2.1.5 Use of estimates and judgements

In preparing these Ind AS financial statements, management has made judgements, estimates and assumptions that affect the application of accounting policies and the reported amounts of assets, liabilities, income and expenses. Actual results may differ from these estimates. Estimates and underlying assumptions are reviewed on an ongoing basis. Revisions to accounting estimates are recognised prospectively.

Assumptions and estimation uncertainties:

Information about assumptions and estimation uncertainties that have a significant risk of resulting in a material adjustment in the year ending March 31, 2020 is included in the following notes:

This note provides an overview of the areas that involved a higher degree of judgement or complexity, and of item which are more likely to be materially adjusted due to estimates and assumptions turning out to be different than those originally assessed. Detailed information about each of these estimates and judgements is included in relevant notes together with information about the basis of calculation for each affected line item in the financial statements.

i) Recognition of deferred tax assets/ (liabilities)

Deferred income tax expense is calculated based on the differences between the carrying value of assets and liabilities for financial reporting purposes and their respective tax bases that are considered temporary in nature. Valuation of deferred tax assets is dependent on management's assessment of future recoverability of the deferred tax benefit. Expected recoverability may result from expected taxable income in the future, planned transactions or planned optimizing measures. Economic conditions may change and lead to a different conclusion regarding recoverability.



ii) Provision for employee benefits

The measurement of obligations related to defined benefit plans makes it necessary to use several statistical and other factors that attempt to anticipate future events. These factors include assumptions about the discount rate, the rate of future compensation increases, withdrawal, mortality rates etc. The management has used the past trends and future expectations in determining the assumptions which are used in measurement of obligations.

There are no assumptions and estimation uncertainties that have a significant risk of resulting in a material adjustment within the next financial year.

iii) Estimation of expected useful lives and residual values of property, plant and equipment and intangible assets

Management reviews its estimate of useful lives of property, plant and equipment and intangible assets at each reporting date, based on the expected utility of the assets. Uncertainties in these estimates relate to technical and economic obsolescence that may change the utility of property, plant and equipment.

iv) Impairment of trade receivables

Impairment of trade receivables is primarily estimated based on prior experience with and the past due status of receivables based on factors that include ability to pay and payment history. The assumptions and estimates applied for determining the provision for impairment are reviewed periodically.

v) Impairment of financial assets

The impairment provisions for financial assets disclosed are based on assumptions about risk of default and expected loss rates. The Company uses judgement in making these assumptions and selecting the inputs to the impairment calculation, based on the Company's history, existing market conditions as well as forward looking estimates at the end of each reporting period.

vi) Contingencies

Due to the uncertainty inherent in legal matters, it is often difficult to predict the final outcomes. The cases and claims against the Company often raise difficult and complex factual and legal issues that are subject to many uncertainties and complexities, including but not limited to the facts and circumstances of each particular case and claim, the jurisdiction and the differences in applicable law, in the normal course of business. The Company consults with legal counsel and certain other experts on matters related to litigations. The Company accrues a liability when it is determined that an adverse outcome is probable and the amount of the loss can be reasonably estimated. In the event an adverse outcome is possible or an estimate is not determinable, the matter is disclosed.



2.1.6 Measurement of fair values

The Company's accounting policies and disclosures require/ may require measurement of fair values, for both financial and non-financial assets and liabilities. The Company has an established control framework with respect to the measurement of fair values. This includes a team that has overall responsibility for overseeing all significant fair value measurements, including Level 3 fair values.

The team regularly reviews significant unobservable inputs and valuation adjustments. If third party information, such as broker quotes or pricing services, is used to measure fair values, then the team assesses the evidence obtained from the third parties to support the conclusion that these valuations meet the requirements of Ind AS, including the level in the fair value hierarchy in which the valuations should be classified.

Fair values are categorised into different levels in a fair value hierarchy based on the inputs used in the valuation techniques as follows.

- Level 1: quoted prices (unadjusted) in active markets for identical assets or liabilities.
- Level 2: inputs other than quoted prices included in Level 1 that are observable for the asset or liability, either directly (i.e. as prices) or indirectly (i.e. derived from prices).
- Level 3: inputs for the asset or liability that are not based on observable market data (unobservable inputs).

When measuring the fair value of an asset or a liability, the Company uses observable market data as far as possible. If the inputs used to measure the fair value of an asset or a liability fall into different levels of the fair value hierarchy, then the fair value measurement is categorised in its entirety in the same level of the fair value hierarchy as the lowest level input that is significant to the entire measurement.

2.2 Significant accounting policies

2.2.1 Property, plant and equipment and depreciation

2.2.1.1 Initial recognition and measurement

Items of property, plant and equipment are measured at cost less accumulated depreciation/ amortization and accumulated impairment losses. Cost includes expenditure that is directly attributable to bringing the asset to the location and condition necessary for it to be capable of operating in the manner intended by management.

Cost of an item of property, plant and equipment comprises its purchase price, including import duties and non-refundable purchase taxes, after deducting trade discounts and rebates, any



directly attributable cost of bringing the item to its working condition for its intended use and estimated costs of dismantling and removing the item and restoring the site on which it is located.

If significant parts of an item of property, plant and equipment have different useful lives, then they are accounted for as separate items (major components) of property, plant and equipment.

2.2.1.2 Subsequent costs

Subsequent expenditure is recognized as an increase in the carrying amount of the asset when it is probable that future economic benefits deriving from the cost incurred will flow to the enterprise and the cost of the item can be measured reliably.

2.2.1.3 Derecognition

Property, plant and equipment is derecognized when no future economic benefits are expected from their use or upon their disposal. Gains and losses on disposal of an item of property, plant and equipment are determined by comparing the proceeds from disposal with the carrying amount of property, plant and equipment, and are recognized in the statement of profit and loss.

2.2.1.4 Depreciation

Depreciation is calculated on cost of items of property, plant and equipment less their estimated residual values over their estimated useful lives using the written down value method, and is generally recognised in the statement of profit and loss.

Depreciation on additions to/deductions from property, plant & equipment during the year is charged on pro-rata basis from/up to the date in which the asset is available for use/disposed.

Depreciation method, useful lives and residual values are reviewed at each financial year-end and adjusted if appropriate.

Where it is probable that future economic benefits deriving from the cost incurred will flow to the enterprise and the cost of the item can be measured reliably, subsequent expenditure on a property, plant and equipment along-with its unamortized depreciable amount is charged off prospectively over the revised useful life determined by technical assessment. Depreciation is accordingly provided at the rates calculated on the basis of useful life prescribed in Part C of Schedule II of the Companies Act, 2013 which in view of management are reflective of the useful life of such assets except for the following assets:

Particulars	Useful life*
Building	30/21 years
Railway sidings	30/60 years



*Based on independent technical evaluation, the estimated useful life of certain items of railway sidings and building is different from the useful life as prescribed under Part C of schedule II of the Companies Act 2013, which management believes is the representative of useful lives of these property, plant and equipment.

2.2.2 Intangible assets and amortization

2.2.2.1 Recognition and measurement

Intangible assets that are acquired by the Company, which have finite useful lives, are measured at cost less accumulated amortization and accumulated impairment losses. Cost includes any directly attributable incidental expenses necessary to make the assets ready for its intended use.

Subsequent expenditure is recognized as an increase in the carrying amount of the asset when it is probable that future economic benefits deriving from the cost incurred will flow to the enterprise and the cost of the item can be measured reliably.

2.2.2.2 Derecognition

An intangible asset is derecognized when no future economic benefits are expected from their use or upon their disposal. Gains and losses on disposal of an item of intangible assets are determined by comparing the proceeds from disposal with the carrying amount of intangible assets and are recognized in the statement of profit and loss.

2.2.2.3 Amortization

Amortization is computed to write off the cost of intangible assets less their estimated residual value over their estimated useful lives using the straight-line method, and is included in amortization in Statement of Profit and Loss.

Amortization method, useful lives and residual values are reviewed at the end of each financial year and adjusted if appropriate.

2.2.3 Cash and cash equivalents

Cash and cash equivalents in the balance sheet comprise cash at banks and on hand and short-term deposits with an original maturity of three months or less, which are subject to an insignificant risk of changes in value.

2.2.4 Financial instruments

A financial instrument is any contract that gives rise to a financial asset of one entity and a financial liability or equity instrument of another.



2.2.4.1 Financial assets

Initial recognition and measurement

All financial assets are recognized initially at fair value plus, in the case of financial assets not recorded at fair value through profit or loss, transaction costs that are attributable to the acquisition or issue of the financial asset.

Subsequent measurement

a. Debt instruments at amortized cost

A 'debt instrument' is measured at the amortized cost if both the following conditions are met:

- (a) The asset is held within a business model whose objective is to hold assets for collecting contractual cash flows, and
- (b) Contractual terms of the asset give rise on specified dates to cash flows that are solely payments of principal and interest ('SPPI') on the principal amount outstanding.

After initial measurement, such financial assets are subsequently measured at amortized cost using the effective interest rate ('EIR') method. Amortized cost is calculated by taking into account any discount or premium on acquisition and fees or costs that are an integral part of the EIR. The EIR amortization is included in finance income in the Statement of Profit and Loss. The losses arising from impairment are recognized in the Statement of Profit and Loss. This category generally applies to trade and other receivables.

b. Debt instrument at FVTOCI (Fair Value through OCI)

A 'debt instrument' is classified as at the FVTOCI if both of the following criteria are met:

- (a) The objective of the business model is achieved both by collecting contractual cash flows and selling the financial assets, and
- (b) The asset's contractual cash flows represent SPPI.

Debt instruments included within the FVTOCI category are measured initially as well as at each reporting date at fair value. Fair value movements are recognized in the OCI. However, the Company recognizes interest income, impairment losses & reversals and foreign exchange gain or loss in the profit and loss. On de-recognition of the asset, cumulative gain or loss previously recognized in OCI is reclassified from the equity to profit and loss. Interest earned whilst holding FVTOCI debt instrument is reported as interest income using the EIR method.

c. Debt instrument at FVTPL (Fair value through profit or loss)

FVTPL is a residual category for debt instruments. Any debt instrument, which does not meet the criteria for categorization as at amortized cost or as FVTOCI, is classified as at FVTPL.



In addition, the Company may elect to classify a debt instrument, which otherwise meets amortized cost or FVTOCI criteria, as at FVTPL. However, such election is allowed only if doing so reduces or eliminates a measurement or recognition inconsistency (referred to as 'accounting mismatch'). Debt instruments included within the FVTPL category are measured at fair value with all changes recognized in the profit and loss.

d. Equity Investments

All equity instruments in scope of Ind-AS 109 are measured at fair value. Equity instruments which are held for trading are classified as at fair value through profit and loss (FVTPL). For all other equity instruments, the company decides to classify the same either as at fair value through other comprehensive income (FVOCI) or fair value through profit and loss (FVTPL). The Company makes such election on an instrument by instrument basis. The classification is made on initial recognition and is irrevocable.

If the Company decides to classify an equity instrument as at FVTOCI, then all fair value changes on the instrument, excluding dividends, are recognized in the OCI. There is no recycling of the amounts from OCI to P&L, even on sale of investment. However, the Company may transfer the cumulative gain or loss within equity.

Equity instruments included within the FVTPL category are measured at fair value with all changes recognized in the profit and loss.

e. Derecognition

A financial asset (or, where applicable, a part of a financial asset or part of a Company of similar financial assets) is primarily derecognized (i.e. removed from the Company's balance sheet) when:

- The rights to receive cash flows from the asset have expired, or
- The Company has transferred its rights to receive cash flows from the asset or has assumed an obligation to pay the received cash flows in full without material delay to a third party under a 'pass-through' arrangement; and either (a) the Company has transferred substantially all the risks and rewards of the asset, or (b) the Company has neither transferred nor retained substantially all the risks and rewards of the asset, but has transferred control of the asset.

f. Impairment of financial assets

In accordance with Ind AS 109, the Company applies expected credit loss (ECL) model for measurement and recognition of impairment loss on the financial assets and credit risk exposure.



For recognition of impairment loss on financial assets and risk exposure, the Company determines that whether there has been a significant increase in the credit risk since initial recognition. If credit risk has not increased significantly, 12-month ECL is used to provide for impairment loss. However, if credit risk has increased significantly, lifetime ECL is used. If, in a subsequent period, credit quality of the instrument improves such that there is no longer a significant increase in credit risk since initial recognition, then the entity reverts to recognizing impairment loss allowance based on 12-month ECL.

2.2.4.2 Financial liability

Initial recognition and measurement

Financial liabilities are classified and measure, at initial recognition, at fair value (i.e. net of directly attributable transaction costs. The Company's financial liabilities include borrowings, trade and other payables.

Subsequent measurement

The measurement of financial liabilities depends on their classification, as described below:

a. Financial liabilities at amortized cost

After initial measurement, such financial liabilities are subsequently measured at amortized cost using the EIR method. Gains and losses are in Statement of Profit and Loss when the liabilities are derecognized as well as through the EIR amortization process. Amortized cost is calculated by taking into account any discount or premium on acquisition and fees or costs that are an integral part of the EIR. The EIR amortization is included in finance costs in the Statement of Profit and Loss. This category generally applies to trade payables and other contractual liabilities.

b. Financial liabilities at fair value through profit or loss

Financial liabilities at fair value through profit or loss include financial liabilities held for trading and financial liabilities designated upon initial recognition as at fair value through profit or loss. Financial liabilities are classified as held for trading if they are incurred for the purpose of repurchasing in the near term. This category also includes derivative financial instruments entered into by the Company that are not designated as hedging instruments in hedge relationships as defined by Ind-AS 109.

Gains or losses on liabilities held for trading are recognized in the Statement of Profit and Loss.

Financial liabilities designated upon initial recognition at fair value through profit or loss are designated at the initial date of recognition, and only if the criteria in Ind AS 109 are satisfied. For liabilities designated as FVTPL, fair value gains/losses attributable to changes in own credit risk are recognized in OCI. These gains/losses are not subsequently transferred to profit and loss. However, the Company may transfer the cumulative gain or loss within equity. All other changes in fair value of such liability are recognized in the statement of profit or loss. The Company has not designated any financial liability as at fair value through profit and loss.



c. De-recognition

A financial liability is derecognized when the obligation under the liability is discharged or cancelled or expires. When an existing financial liability is replaced by another from the same lender on substantially different terms, or the terms of an existing liability are substantially modified, such an exchange or modification is treated as the de-recognition of the original liability and the recognition of a new liability. The difference in the respective carrying amounts is recognized in the statement of profit or loss.

2.2.5 Government grants and subsidies

Grants and subsidies from the government are recognized when there is reasonable assurance that (i) the company will comply with the conditions attached to them, and (ii) the grant/subsidy will be received.

When the grant or subsidy relates to revenue, it is recognized as income on a systematic basis in the statement of profit and loss over the periods necessary to match them with the related costs, which they are intended to compensate. Where the grant relates to an asset, it is recognized as deferred income and released to income in equal amounts over the expected useful life of the related asset.

Where the company receives non-monetary grants, the asset is accounted for on the basis of its acquisition cost. In case a non-monetary asset is given free of cost, it is recognized at a nominal value.

Government grants of the nature of promoters' contribution are credited to capital reserve and treated as a part of the shareholders' funds

2.2.6 Offsetting financial instruments

Financial assets and liabilities are offset and the net amount is reported in the balance sheet where there is a legally enforceable right to offset the recognised amounts and there is an intention to settle on a net basis or realize the asset and settle the liability simultaneously. The legally enforceable right must not be contingent on future events and must be enforceable in the normal course of business and in the event of default, insolvency or bankruptcy of the Company or the counterparty.

2.2.7 Provisions, contingent liabilities and contingent assets

A provision is recognized if, as a result of a past event, the Company has a present legal or constructive obligation that can be estimated reliably, and it is probable that an outflow of economic benefits will be required to settle the obligation. If the effect of the time value of money is material, provisions are determined by discounting the expected future cash flows at a pre-tax rate that reflects current market assessments of the time value of money and the risks specific to



the liability. When discounting is used, the increase in the provision due to the passage of time is recognized as a finance cost.

The amount recognized as a provision is the best estimate of the consideration required to settle the present obligation at reporting date, taking into account the risks and uncertainties surrounding the obligation.

When some or all of the economic benefits required to settle a provision are expected to be recovered from a third party, the receivable is recognized as an asset if it is virtually certain that reimbursement will be received and the amount of the receivable can be measured reliably. The expense relating to a provision is presented in the statement of profit and loss net of any reimbursement.

Contingent liabilities

Contingent liabilities are possible obligations that arise from past events and whose existence will only be confirmed by the occurrence or non-occurrence of one or more future events not wholly within the control of the Company. Where it is not probable that an outflow of economic benefits will be required, or the amount cannot be estimated reliably, the obligation is disclosed as a contingent liability, unless the probability of outflow of economic benefits is remote. Contingent liabilities are disclosed on the basis of judgment of the management/independent experts. These are reviewed at each balance sheet date and are adjusted to reflect the current management estimate.

Contingent assets

Contingent assets are not recognized but disclosed in the financial statements when an inflow of economic benefits is probable.

2.2.8 Revenue

Under Ind AS 115, revenue is recognised upon transfer of control of promised goods or services to customers. Revenue is measured at the fair value of the consideration received or receivable, excluding discounts, incentives, performance bonuses, price concessions, amounts collected on behalf of third parties, or other similar items, if any, as specified in the contract with the customer. Revenue from bundled contracts is recognized separately for each performance obligation based on stand-alone selling price. Revenue is recorded provided the recovery of consideration is probable and determinable.

Revenues from sale of services comprise income from container handling and transportation services and terminal access services provided to rail operators. Revenue from handling and transport services are recognized on completion of services i.e. when services are performed or delivered, as per the contracts entered with the customers and no significant uncertainty exists with regard to the amount of the consideration that will be derived from the sale of services and its collection.

Revenue from terminal access service is recognized on completion of access services provided to rail operators for loading/unloading of the containers.



Revenue from rental income is recognized as per the agreement with the parties

The amount recognized as revenue is exclusive of taxes and is net of returns and trade discounts.

Interest income is recognized on a time proportion basis taking into account the amount outstanding and the interest rate applicable.

(a) Contract assets

A Contract asset is the right to consideration in exchange for goods or services transferred to the customer. If the establishment performs by transferring goods or services to a customer before the customer pays consideration or before payment is due, a contract asset is recognized from the earned consideration that is conditional. The contract assets are transferred to receivable when the rights become unconditional.

(b) Contract liabilities

A contract liability is the obligation to transfer goods or services to a customer for which the Establishment has received consideration from the customer. If a customer pays consideration before the establishment transfers goods or services to the customer, a contract liability is recognized when the payment is made or the payment is due (whichever is earlier). Contract liabilities are recognized as revenue when the Establishment performs under the contract.

2.2.9 Employee benefits

Short term employee benefits

All employee benefits payable wholly within twelve months of rendering the services are classified as short term employee benefits. Benefits such as salaries, wages, bonus, etc. are recognized in the Statement of Profit and Loss in the period in which the employee renders the related services. Such obligations are measured on an undiscounted basis.

Post Employment Benefit

Defined contribution plan

A defined contribution plan is a post-employment benefit plan under which an entity pays fixed contributions into separate entities and will have no legal or constructive obligation to pay further amounts. Obligations for contributions to defined contribution plans are recognized as an employee benefits expense in Statement of Profit and Loss in the period during which services are rendered by employees.

The Company pays fixed contribution to Provident Fund at predetermined rates to regional provident fund commissioner. The contributions to the fund for the year are recognized as expense and are charged to the statement of profit & loss.



Defined benefit plan

A defined benefit plan is a post-employment benefit plan other than a defined contribution plan. The Company's liability towards gratuity is in the nature of defined benefit plans.

The Company's net obligation in respect of defined benefit plan is calculated separately by estimating the amount of future benefit that employees have earned in return for their service in the current and prior periods; that benefit is discounted to determine its present value. Any unrecognized past service costs and the fair value of any plan assets are deducted. The discount rate is based on the prevailing market yields of Indian government securities as at the reporting date that have maturity dates approximating the terms of the Company's obligations and that are denominated in the same currency in which the benefits are expected to be paid.

The calculation is performed annually by a qualified actuary using the projected unit credit method. When the calculation results in a benefit to the Company, the recognised asset is limited to the total of any unrecognized past service costs. Any actuarial gains or losses are recognised in OCI in the period in which they arise.

Other long-term employee benefits

Benefits under the Company's compensated absences constitute other long term employee benefit.

Cost of long-term benefit by way of accumulating compensated absences arising during the tenure of the service is calculated taking into account the pattern of availment of leave. In respect of encashment of leave, the defined benefit is calculated taking into account all types of decrements and qualifying salary projected up to the assumed date of encashment. The present value of obligations under such long-term benefit plan is determined based on actuarial valuation carried out by an independent actuary using the Projected Unit Credit Method as at period end.

2.2.10 Impairment of non-financial assets

The Company's non-financial assets, other than deferred tax assets, are reviewed at each reporting date to determine whether there is any indication of impairment. If any such indication exists, then the asset's recoverable amount is estimated.

For assets that are not yet available for use, the recoverable amount is estimated at each reporting date.

The recoverable amount of an asset or cash-generating unit is the higher of its fair value less costs to disposal and its value in use. In assessing value in use, the estimated future cash flows are discounted to their present value using a pre-tax discount rate that reflects current market assessments of the time value of money and the risks specific to the asset. For the purpose of impairment testing, assets that cannot be tested individually are grouped together into the smallest



group of assets that generates cash inflows from continuing use that are largely independent of the cash inflows of other assets or groups of assets (the “cash-generating unit”, or “CGU”).

An impairment loss is recognized if the carrying amount of an asset or its CGU exceeds its estimated recoverable amount. Impairment losses are recognized in Statement of Profit and Loss. Impairment losses recognized in respect of CGUs are reduced from the carrying amounts of the assets of the CGU.

Impairment losses recognized in prior periods are assessed at each reporting date for any indications that the loss has decreased or no longer exists. An impairment loss is reversed if there has been a change in the estimates used to determine the recoverable amount. An impairment loss is reversed only to the extent that the asset’s carrying amount does not exceed the carrying amount that would have been determined, net of depreciation or amortization, if no impairment loss had been recognized.

2.2.11 Lease

Determining whether an arrangement contains a lease

The Company evaluates if an arrangement qualifies to be a lease as per the requirements of Ind AS 116. At inception of an arrangement, it is determined whether the arrangement is or contains a lease. At inception or on reassessment of the arrangement that contains a lease, the payments and other consideration required by such an arrangement are separated into those for the lease and those for other elements on the basis of their relative fair values.

2.2.11.1 Accounting for leases- As a lessee

The Company’s lease asset classes primarily consist of leases for land and buildings. The Company assesses whether a contract contains a lease, at inception of a contract. A contract is, or contains, a lease if the contract conveys the right to control the use of an identified asset for a period of time in exchange for consideration. To assess whether a contract conveys the right to control the use of an identified asset, the Company assesses whether:

- (i) the contract involves the use of an identified asset
- (ii) the Company has substantially all of the economic benefits from use of the asset through the period of the lease and
- (iii) the Company has the right to direct the use of the asset.

At the date of commencement of the lease, the Company recognizes a right-of-use asset (“ROU”) and a corresponding lease liability for all lease arrangements in which it is a lessee, except for leases with a term of twelve months or less (short-term leases) and low value leases. For these short-term and low value leases, the Company recognizes the lease payments as an operating expense on a straight-line basis over the term of the lease.



Certain lease arrangements include the options to extend or terminate the lease before the end of the lease term. ROU assets and lease liabilities includes these options when it is reasonably certain that they will be exercised.

The right-of-use assets are initially recognized at cost, which comprises the initial amount of the lease liability adjusted for any lease payments made at or prior to the commencement date of the lease plus any initial direct costs less any lease incentives. They are subsequently measured at cost less accumulated depreciation and impairment losses.

Right-of-use assets are depreciated from the commencement date on a straight-line basis over the shorter of the lease term and useful life of the underlying asset.

The lease liability is initially measured at amortized cost at the present value of the future lease payments. The lease payments are discounted using incremental borrowing rates. Lease liability and ROU asset have been separately presented in the Balance Sheet.

The Company has adopted Ind AS 116, effective annual reporting period beginning April 1, 2019 and applied the standard to its leases and has adopted modified retrospective approach in accordance with the standard, with the cumulative effect of initially applying the Standard, recognized on the date of initial application (April 1, 2019). Accordingly, the Company has not restated comparative information, refer – Significant accounting policies – Leases in the Annual report of the Company for the year ended March 31, 2019, for the policy as per Ind AS 17.

2.2.11.2 Accounting for leases- As a lessor

Leases where the Company does not transfer substantially all of the risk and benefits of ownership of the asset are classified as operating leases. Rental income arising from operating leases is accounted for on a straight-line basis over the lease terms and is included in rental income in the statement of profit or loss, unless the increase is in line with expected general inflation, in which case lease income is recognized based on contractual terms. Initial direct costs incurred in negotiating operating leases are added to the carrying amount of the leased asset and recognized over the lease term on the same basis as rental income. Contingent rents are recognized as revenue in the period in which they are earned.

Transition to Ind AS 116

The Company is not required to make any adjustments on transition to Ind AS 116 for leases in which it acts as a lessor.

2.2.12 Income tax

Income tax expense comprises current and deferred tax. Current tax expense is recognized in the Statement of Profit and loss except to the extent that it relates to items recognized directly in other comprehensive income or equity, in which case it is recognized in OCI or equity.



Kanpur Logistics Park Private Limited

Notes to the financial statements for the year ended March 31, 2020

CIN: U74900DL2009PTC193936

Current tax is the expected tax payable on the taxable income for the year, using tax rates enacted or substantively enacted and as applicable at the reporting date, and any adjustment to tax payable in respect of previous years.

Deferred tax is recognized using the balance sheet method, providing for temporary differences between the carrying amounts of assets and liabilities for financial reporting purposes and the amounts used for taxation purposes. Deferred tax is measured at the tax rates that are expected to be applied to temporary differences when they reverse, based on the laws that have been enacted or substantively enacted by the reporting date. Deferred tax assets and liabilities are offset if there is a legally enforceable right to offset current tax liabilities and assets, and they relate to income taxes levied by the same tax authority.

Deferred tax is recognized in the Statement of Profit and Loss except to the extent that it relates to items recognized directly in OCI or equity, in which case it is recognized in OCI or equity.

A deferred tax asset is recognized to the extent that it is probable that future taxable profits will be available against which the temporary difference can be utilized. Deferred tax assets are reviewed at each reporting date and are reduced to the extent that it is no longer probable that the related tax benefit will be realized.

In the situations where any company is entitled to a tax holiday under Income Tax Act, 1961 enacted in India or tax laws prevailing in the respective tax jurisdictions where it operates, no deferred tax (assets or liability) is recognized in respect of timing differences which reserves during the tax holiday period, to the extent the said company's gross total income is subject to the deduction during the tax holiday period. Deferred tax in respect of timing differences which reverse after the tax holiday period is recognized in the year in which the timing differences originate. For recognition of deferred taxes, the timing differences which originates first are considered to reserve first.

Additional income taxes that arise from the distribution of dividends are recognized at the same time that the liability to pay the related dividend is recognized.

Minimum Alternative Tax (MAT) under the provisions of Income Tax Act, 1961 is recognized as current tax in the Statement of Profit and Loss. The credit available under the Act in respect of MAT paid is recognized as deferred tax assets only to the extent it is probable that the company will pay normal income tax during the period for which the MAT credit can be carried forward for set off against the normal tax liability. MAT credit recognized as deferred tax assets is reviewed at each reporting date and reduced to the extent that it is no longer probable that the related tax benefit will be realized.



2.2.13 Earnings per share

Basic earnings per equity share is computed by dividing the net profit or loss attributable to equity shareholders of the Company by the weighted average number of equity shares outstanding during the financial year.

Diluted earnings per equity share is computed by dividing the net profit or loss attributable to equity shareholders of the Company by the weighted average number of equity shares considered for deriving basic earnings per equity share and also the weighted average number of equity shares that could have been issued upon conversion of all dilutive potential equity shares.

2.2.14 Operating segment

An operating segment is a component of the Company that engages in business activities from which it may earn revenues and incur expenses, including revenues and expenses that relate to transactions with any of the Company's other components, and for which discrete financial information is available. In accordance with Ind AS 108, the operating segments used to present segment information are identified on the basis of internal reports used by the Company's management to allocate resources to the segments and assess their performance.

The Board of Directors is the Company's 'Chief Operating Decision Maker' or 'CODM' within the meaning of Ind AS 108. The indicators used for internal reporting purposes may evolve in connection with performance assessment measures put in place.

2.2.15 Foreign currency transactions

Foreign currency transactions are translated into the functional currency using the exchange rates at the dates of the transactions or an average rate if the average rate approximates the actual rate at the date of the transaction.

Monetary assets and liabilities denominated in foreign currencies are translated into the functional currency at the exchange rate at the reporting date. Non-monetary assets and liabilities that are measured at fair value in a foreign currency are translated into the functional currency at the exchange rate when the fair value was determined. Non-monetary assets and liabilities that are measured based on historical cost in a foreign currency are translated at the exchange rate at the date of the transaction.

Foreign exchange gains and losses resulting from the settlement of such transactions are generally recognised in statement of profit or loss.



Kanpur Logistics Park Private Limited

CIN: U74900DL2009PTC193936

Notes to the financial statements for the year ended March 31, 2020

(All amounts in Indian Rupees Lacs, unless otherwise stated)

3. Property, plant and equipment

	Building	Plant and equipment	Furniture and fittings	Vehicles	Office equipment	Railway siding	Roads	Computers	Total
Gross block									
As at April 01, 2018	1,367.13	1,118.77	13.66	1,210.63	15.13	345.51	13.99	12.73	4,097.55
Additions	410.68	130.80	0.45	28.60	2.98	9.58	-	3.73	586.82
Disposals	-	-	-	0.65	-	-	-	-	0.65
As at March 31, 2019	1,777.81	1,249.57	14.11	1,238.58	18.11	355.09	13.99	16.46	4,683.72
Additions	44.76	12.72	8.19	30.78	4.19	-	-	1.43	102.07
Disposals	-	-	-	-	-	-	-	-	-
At March 31, 2020	1,822.57	1,262.29	22.30	1,269.36	22.30	355.09	13.99	17.89	4,785.79
Depreciation									
As at April 01, 2018	73.63	150.31	3.67	332.68	5.47	29.64	4.43	5.82	605.65
Charge for the year	157.44	172.52	2.78	282.82	5.26	27.43	3.46	6.34	658.05
Disposals	-	-	-	-	-	-	-	-	-
As at March 31, 2019	231.07	322.83	6.45	615.50	10.73	57.07	7.89	12.16	1,263.70
Charge for the year	209.46	175.25	4.12	257.38	6.51	25.93	3.07	3.84	685.56
Disposals	-	-	-	-	-	-	-	-	-
At March 31, 2020	440.53	498.08	10.57	872.88	17.24	83.00	10.96	16.00	1,949.26
Net block									
As at March 31, 2019	1,546.74	926.74	7.66	623.08	7.38	298.02	6.10	4.30	3,420.02
As at March 31, 2020	1,382.03	764.21	11.74	396.48	5.06	272.09	3.03	1.89	2,836.53

4. Intangible assets

	Computer software	Total
Gross block		
As at April 01, 2018	3.29	3.29
Additions	-	-
Disposals	-	-
As at March 31, 2019	3.29	3.29
Additions	12.69	12.69
Disposals	-	-
As at March 31, 2020	15.98	15.98
Amortization		
As at April 01, 2018	1.02	1.02
Charge for the year	0.70	0.70
Disposals	-	-
As at March 31, 2019	1.72	1.72
Charge for the year	4.75	4.75
Disposals	-	-
As at March 31, 2020	6.47	6.47
Net block		
As at March 31, 2019	1.57	1.57
As at March 31, 2020	9.51	9.51



Kanpur Logistics Park Private Limited

CIN: U74900DL2009PTC193936

Notes to the financial statements for the year ended March 31, 2020

(All amounts in Indian Rupees Laacs, unless otherwise stated)

5 Loans

Particulars	As at March 31,2020	As at March 31, 2019
<i>Unsecured, considered good, unless otherwise stated</i>		
Security deposit (at amortized cost)	26.06	8.86
Total	26.06	8.86

6 Other financial assets

Particulars	As at March 31,2020		As at March 31, 2019	
	Non-Current	Current	Non-Current	Current
<i>Unsecured, considered good, unless otherwise stated</i>				
Bank deposits (remaining maturity more than 12 months from the reporting date)	32.50	-	42.64	-
Interest accrued on bank deposits	13.12	8.98	15.57	5.82
Other receivables		8.68	-	22.68
<i>Unsecured, considered doubtful</i>				
Other receivables		15.26	-	15.26
Allowance for doubtful receivables	-	(15.26)	-	(15.26)
Total	45.62	17.66	58.21	28.50

7 Deferred tax liabilities (net)

Particulars	As at March 31,2020	As at March 31, 2019
Deferred tax liabilities (net)	79.64	35.66
Total	79.64	35.66

Deferred tax liabilities (net)

Particulars	As at March 31,2020	As at March 31, 2019
Deferred tax assets rising on timing differences on account of:		
Provision for employee benefits	1.87	1.09
Impairment allowance for trade receivable	-	0.38
Total deferred tax assets	1.87	1.47
Deferred tax liabilities rising on timing differences on		
Difference between written down value of property, plant and equipment and intangible assets as per Income Tax Act, 1961 and as per books of accounts	(81.51)	(37.13)
	(81.51)	(37.13)
MAT credit entitlement	-	-
Net deferred tax assets / (liabilities)	(79.64)	(35.66)



Kanpur Logistics Park Private Limited

CIN: U74900DL2009PTC193936

Notes to the financial statements for the year ended March 31, 2020

(All amounts in Indian Rupees Lacs, unless otherwise stated)

The Company is eligible for tax holiday under section 80IA of the income tax act, 1961. During the year 2018-19 the Company had decided to avail tax holiday. The Company is liable to pay income tax for the year and previous year under the provision of minimum alternative tax as prescribed under section 115JB of the income tax act, 1961. Deferred tax has been recognized only to the extent of the deferred tax reversal falling out of tax holiday period.

Movement in deferred tax liabilities

As at March 31,2020

Particulars	Net balance April 01,2019	Recognized in profit or	Recognized in OCI	Net balance March 31,2020
Deferred tax liability				
Less: Deferred tax assets				
Difference between written down value of property, plant and equipment and intangible assets as per Income Tax Act, 1961 and as per books of accounts	(37.13)	44.38	-	(81.51)
Provision for employee benefits	1.09	(0.78)	-	1.87
Impairment allowance for trade receivable	0.38	0.38	-	-
Recognized deferred tax assets/(liabilities) (net)	(35.66)	43.98	-	(79.64)
MAT credit entitlement	-	-	-	-
Recognized deferred tax assets/(liabilities) (net)	(35.66)	43.98	-	(79.64)

As at March 31, 2019

Particulars	Net balance April 01,	Recognized in profit or	Recognized in OCI	Net balance March 31, 2019
Deferred tax liability				
Less: Deferred tax assets				
Difference between written down value of property, plant and equipment and intangible assets as per Income Tax Act, 1961 and as per books of accounts	25.17	62.30	-	(37.13)
Provision for employee benefits	3.50	2.41	-	1.09
Impairment allowance for trade receivable	-	(0.38)	-	0.38
Recognized deferred tax assets/(liabilities) (net)	28.67	64.33	-	(35.66)

Effective tax reconciliation

	For the year ended 31 March 2020	For the year ended 31 March 2019
Profit before tax	1,166.79	970.80
Tax rate	29.12%	27.82%
Tax on above	339.77	270.08
Tax benefit as per normal provisions (refer note (a))	-	-
Tax expense as per MAT	265.18	201.23
MAT credit not recognized due to reasonable uncertainty (refer note (b))	-	-
Deferred tax recognized after tax holiday period (refer note (c))	43.98	64.33
Deferred tax not recognized during tax holiday period (refer note (c))	30.62	4.52
	339.78	270.08



Kanpur Logistics Park Private Limited

CIN: U74900DL2009PTC193936

Notes to the financial statements for the year ended March 31, 2020

(All amounts in Indian Rupees Lacs, unless otherwise stated)

Note (a): The Company has availed exemption under Section 80IA of the Income tax Act, 1961 during the previous year.

Note (b): In view of absence of reasonable certainty of realization of MAT credit it has not been recognized in the books of account

Note (c): The Company has recognized tax assets/ (liability) only to the extent which are beyond tax holiday period .

8 Other assets

Particulars	As at		As at	
	March 31,2020		March 31, 2019	
<i>Unsecured, considered good, unless otherwise stated</i>	Non-Current	Current	Non-Current	Current
Capital advances	2.51	-	1.81	-
Deferred rent	0.07	0.40	2.97	0.56
Contract asset		84.22		
Balances with statutory/ government authorities		44.13	-	35.20
Advance to supplier	-	6.74	-	16.01
Advance to employees	5.45	3.60	-	5.34
Prepaid expenses		83.49	2.35	68.28
Total	8.03	222.58	7.13	125.39

9 Trade receivables

Particulars	As at	
	March 31,2020	March 31, 2019
Trade receivables		
Unsecured, considered good	1,441.31	779.37
Credit impaired	37.18	46.67
Loss allowance	(37.18)	(46.67)
Total receivables	1,441.31	779.37

Of the above, trade receivable from related parties are as follows:

Particulars	As at	
	March 31,2020	March 31, 2019
Trade receivable from related parties	877.20	295.04
Loss allowance		
Net trade receivables	877.20	295.04

The Company's exposure to credit risks related to financial assets carried at amortized cost are disclosed in note 38.

10 Cash and cash equivalents

Particulars	As at	
	March 31,2020	March 31, 2019
Cash in hand	0.34	1.11
Balances with banks:		
On current accounts	3.66	54.16
Total	4.00	55.27



Kanpur Logistics Park Private Limited

CIN: U74900DL2009PTC193936

Notes to the financial statements for the year ended March 31, 2020

(All amounts in Indian Rupees Lacs, unless otherwise stated)

11 Bank balance other than cash and cash equivalents

Particulars	As at	As at
	March 31,2020	March 31, 2019
Margin money #	126.01	113.87
Total	126.01	113.87

Lien marked with government authorities

12 Non-current tax assets (net)

Particulars	As at	As at
	March 31,2020	March 31, 2019
Advance tax (net of provision for tax Rs 526.36; March 31, 2019: 458.30)	25.48	34.77
Total	25.48	34.77



13 Equity share capital

Particulars	As at	
	March 31,2020	March 31, 2019
Authorized :		
10,000,000 (March 31, 2019: 10,000,000) equity shares of Rs. 10 each	1,000.00	1,000.00
500,000 (March 31, 2019: 500,000) preference shares of Rs. 10 each	50.00	50.00
	1,050.00	1,050.00
Issued, subscribed and paid-up:		
10,000,000 (March 31, 2019: 10,000,000)equity shares of Rs. 10 each	1,000.00	1,000.00
Total	1,000.00	1,000.00

a) Reconciliation of the shares outstanding at the beginning and at the end of the reporting period

Equity shares

	As at		As at	
	March 31,2020		March 31, 2019	
	No.	Rs.	No.	Rs.
At the beginning of the year	10,000,000	1,000.00	10,000,000	1,000.00
Outstanding at the end of the year	10,000,000	1,000.00	10,000,000	1,000.00

b) Terms/ rights attached to equity shares

The Company has a single class of equity shares, accordingly, all equity shares rank equally with regard to dividends and share in the Company's residual assets. The equity shareholders are entitled to receive dividend as declared from time to time subject to payment of dividend to preference shareholders. Each holder of equity share is entitled to one vote per share. On winding up of the Company, the holders of equity shares will be entitled to receive the residual assets of the Company, remaining after distribution of all preferential amounts in proportion to the number of equity shares held.

(c) Shares held by holding company

	As at		As at	
	March 31,2020		March 31, 2019	
	No.	Rs.	No.	Rs.
Pristine Logistics & Infraprojects Private Limited				
9,000,000 (March 31, 2019: 9,000,000) equity shares of Rs.10 each, fully paid up	9,000,000	900.00	9,000,000	900.00
	9,000,000	900.00	9,000,000	900.00

(d) Details of shareholders holding more than 5% shares in the company

	As at		As at	
	March 31,2020		March 31, 2019	
	No.	% Holding	No.	% Holding
Equity shares of Rs. 10 each fully paid				
Pristine Logistics & Infraprojects Private Limited	9,000,000	90.00%	9,000,000	90.00%
Hindustan Dock Yard Pvt. Ltd.	686,491	6.86%	686,491	6.86%

(e) The Company has neither issued/ allotted any shares for consideration other than cash, nor has issued bonus shares during the period of five years immediately preceding the balance sheet date. Further, no shares have been reserved for issue under options and contracts/ commitments for sales of shares/ disinvestment by the Company.



Kanpur Logistics Park Private Limited
CIN: U74900DL2009PTC193936
Notes to the financial statements for the year ended March 31, 2020
(All amounts in Indian Rupees Lacs, unless otherwise stated)

14 Other equity

Particulars	As at	As at
	March 31, 2020	March 31, 2019
Securities premium	376.60	376.60
Retained earnings	1,938.34	1,077.34
Equity component of financial instruments	12.96	12.96
	2,327.90	1,466.90

Particulars	As at	As at
	March 31, 2020	March 31, 2019
Retained earning		
Balance as at the beginning of the year	1,077.34	373.52
Add: Profit during the year	857.63	705.24
Other comprehensive income/ (expense)		
Add: actuarial gain/(loss) on defined benefit plan for the year(net of tax) (refer note 29)	3.37	(1.42)
Closing balance as at reporting date (A)	1,938.34	1,077.34
Securities premium account		
Opening balance as on reporting date	376.60	376.60
Closing balance as at reporting date (B)	376.60	376.60
Equity component of financial instruments		
Opening balance as on reporting date	12.96	12.96
Addition during the year	-	-
Closing balance as at reporting date (C)	12.96	12.96
Total (A+B+C)	2,327.90	1,466.90

Note:

Securities premium

Securities premium is used to record the premium on issue of shares. The reserve is utilized in accordance with the provisions of the

Equity component of financial instruments

This refers to the equity component of the fully convertible preference shares.



Kanpur Logistics Park Private Limited
CIN: U74900DL2009PTC193936
Notes to the financial statements for the year ended March 31, 2020
(All amounts in Indian Rupees Lacs, unless otherwise stated)

15 Borrowings

Particulars	As at March 31, 2020		As at March 31, 2019	
	Non-Current	Current *	Non-Current	Current *
Loan from banks (secured)	137.32	227.84	373.92	533.83
Loan from financial institution (secured)	-	-	6.13	5.66
Loans from banks (unsecured)	-	-	-	18.37
Loan from others (unsecured)	-	-	-	51.43
Total	137.32	227.84	380.05	609.29

* Amount disclosed under "other financial liabilities" (refer note 16)

Movement in Borrowings	As at	As at
	March 31, 2020	March 31, 2019
Opening balance	989.34	1,660.73
Borrowings taken during the year	-	146.24
Borrowings repaid during the year	(624.18)	(817.62)
Closing balance	365.16	989.34

A. Terms of borrowings

Lender	Details of security/guarantee	Repayment, rate of interest and other terms (the instalment amount is in absolute terms)	Loan outstanding as at March 31, 2020	Loan outstanding as at March 31, 2019
(I) Term Loan from banks				
HDFC Bank Limited- (Loan for vehicle)	Secured by way of hypothecation of two cars	<i>Repayment terms:</i> 48 equal monthly instalments of Rs.15,377 and 36 equal monthly instalments of Rs. 22,472 which commenced on September 5, 2013 and June 7, 2016 respectively; <i>Rate of interest:</i> 10.55% per annum and 7.94% per annum respectively	-	0.44
HDFC Bank Limited-(loan for plant and equipment)	Secured by way of hypothecation of trailers and personal guarantee given by Director, Aviral Jain	<i>Repayment terms:</i> 47 equal monthly instalments which commenced January 5, 2014, October 5, 2014 and March 5, 2016, 24 equal monthly instalments which commenced August 5, 2015, 35 equal monthly instalments which commenced on October 20, 2014 and 36 equal monthly instalments which commenced January 20, 2015, August 5, 2015 and January 05, 2017. <i>Rate of interest:</i> 10% per annum, 10.13% per annum, 11.12% per annum, 11.26% per annum, 9.60% per annum, 10.70% and 9.30% per annum respectively.	136.69	539.38
ICICI Bank Limited - (loan for plant and equipment)	Secured by way of hypothecation of trailers and personal guarantee given by Director, Aviral Jain	<i>Repayment terms:</i> 24 monthly instalments which commenced on June 15, 2015, 23 monthly instalments which commenced on January 22, 2017 and 35 equal monthly instalments which commenced on March 15, 2017 respectively <i>Rate of interest:</i> 11% per annum, 10.11% per annum and 8.82% per annum respectively.	32.10	149.21
HDFC Bank Limited - (loan for plant and equipment)	Secured by way of hypothecation of reach stacker	<i>Repayment terms:</i> 35 equal monthly instalments which commenced on November 5, 2016 <i>Rate of interest:</i> 9.40% per annum	88.96	34.18
HDFC Bank Limited - (loan for plant and equipment)	Secured by way of hypothecation of forklift	<i>Repayment terms:</i> 35 equal monthly instalments and 47 equal monthly instalments which commenced on October 01, 2014 and August 15, 2016 respectively <i>Rate of interest:</i> 10.25% and 9.50% per annum respectively	1.21	8.62
ICICI Bank Limited- (Loan for vehicle)	Secured by way of hypothecation of cars	<i>Repayment terms:</i> 36 monthly instalments which commenced on February 15, 2018 and 36 equal monthly instalments which commenced on October 05, 2017 respectively <i>Rate of interest:</i> 8.75% per annum and 8.50% per annum respectively.	6.90	23.61



Kanpur Logistics Park Private Limited

CIN: U74900DL2009PTC193936

Notes to the financial statements for the year ended March 31, 2020

(All amounts in Indian Rupees Lacs, unless otherwise stated)

Kotak Bank Loan (loan for plant and equipment)	Secured by way of hypothecation of reach staker	<i>Repayment terms:</i> 47 equal monthly instalments which commenced on February 15, 2018 <i>Rate of interest:</i> 8.155 % per annum	97.62	147.48
ICICI Bank - (loan for plant and equipment)	Secured by way of hypothecation of forklift	<i>Repayment terms:</i> 35 equal monthly instalments which commenced on November 20, 2017 <i>Rate of interest:</i> 9.41% per annum	1.68	4.82
Kotak Mahindra Bank - Working Capital Loan	Unsecured	<i>Repayment terms:</i> 24 equal monthly instalments which commenced on January 10, 2018 <i>Rate of interest:</i> 15% per annum	-	18.37

Lender	Details of security/guarantee	Repayment, rate of interest and other terms (the instalment amount is in absolute terms)	Loan outstanding as at March 31, 2020	Loan outstanding as at March 31, 2019
(II) Loan from others				
Toyota Financial Services India Ltd.	Secured	<i>Repayment terms:</i> 36 equal monthly instalments of Rs. 53,545 which commenced on April 10, 2018. <i>Rate of interest:</i> 8.27% per annum	-	11.79
Majha Transport Private Limited	Unsecured	<i>Repayment terms:</i> 18 monthly instalments which commenced on February 10, 2018. <i>Rate of interest:</i> 11% per annum <i>Others:</i> Trade payable amounting to Rs. 217.36 outstanding as at March 31, 2017 was converted into unsecured loan repayable in 18 monthly instalments via agreement dated February 10, 2018.	-	51.43



Kanpur Logistics Park Private Limited
CIN: U74900DL2009PTC193936
Notes to the financial statements for the year ended March 31, 2020
(All amounts in Indian Rupees Laacs, unless otherwise stated)

16 Other financial liabilities

Particulars	As at March 31,2020		As at March 31, 2019	
	Non-Current	Current	Non-Current	Current
Current maturities of borrowings (refer note 15)		227.84	-	609.29
Interest accrued and due on borrowings	-	1.32	-	4.51
Lease obligation	4,125.62	-	-	-
Payable for purchase of property, plant and equipment	-	6.22	-	15.81
Employee payable	-	16.76	-	15.75
Security deposit	83.60	31.53	84.80	98.17
Total	4,209.22	283.67	84.80	743.53

17 Provisions

Particulars	As at March 31,2020		As at March 31, 2019	
	Non-Current	Current	Non-Current	Current
Provision for employee benefits				
Gratuity (refer note 29)	19.25	6.37	18.26	5.37
Compensated absences (refer note 29)	8.49	3.13	10.41	1.57
Total	27.74	9.50	28.67	6.94

18 Other liabilities

Particulars	As at March 31,2020		As at March 31, 2019	
	Non-Current	Current	Non-Current	Current
Statutory dues payable		38.21	-	38.68
Deferred income	2.55	8.56	27.61	10.86
Advance from customers		64.12	-	66.13
Total	2.55	110.89	27.61	115.67

19 Current borrowings

Particulars	As at March 31,2020	As at March 31, 2019
	Loan repayable on demand	
Cash credit facilities from banks (secured)*	97.68	189.25
Total	97.68	189.25

*Cash credit facility from bank carries an interest rate of 8.20% p.a. (March 31, 2019: 12.25%), at monthly rests and is repayable on demand. This is secured through first charge on current assets, bank deposits, present and future, including book debts, loans and advances.



Kanpur Logistics Park Private Limited

CIN: U74900DL2009PTC193936

Notes to the financial statements for the year ended March 31, 2020

(All amounts in Indian Rupees Laacs, unless otherwise stated)

20 Trade payables

Particulars	As at	As at
	March 31,2020	March 31, 2019
Total outstanding dues of micro enterprises and small enterprises: and (refer note 20.1 below)	-	-
Total outstanding dues of creditors other than micro enterprises and small enterprises	264.10	553.88
Total	264.10	553.88

20.1 Disclosure relating to Micro, Small and Medium Enterprises Development Act, 2006 is as follows:

Particulars	As at	As at
	March 31,2020	March 31, 2019
(i) Principal amount remaining unpaid to any supplier as at the end of the accounting year	-	-
(ii) Interest due thereon remaining unpaid to any supplier as at the end of the accounting year	-	-
(iii) The amount of interest paid along with the amounts of the payment made to the supplier beyond the appointed day	-	-
(iv) The amount of interest due and payable for the year	-	-
(v) The amount of interest accrued and remaining unpaid at the end of the accounting year	-	-
(vi) The amount of further interest due and payable even in the succeeding year, until such date when the interest dues as above are actually paid	-	-
Total	-	-



Kanpur Logistics Park Private Limited

CIN: U74900DL2009PTC193936

Notes to the financial statements for the year ended March 31, 2020

(All amounts in Indian Rupees Lacs, unless otherwise stated)

21 Revenue from operations

Particulars	For the year ended March 31,2020	For the year ended March 31, 2019
Revenue from contracts with customers:		
Sale of services:		
Handling and transport services	5,073.52	5,039.05
Terminal access income	486.00	418.98
Rail freight and other reimbursements	224.15	40.48
	<u>5,783.67</u>	<u>5,498.51</u>
Other operating revenue		
Demurrage and other miscellaneous income	113.78	9.67
CHA incentive	35.75	63.96
	<u>149.53</u>	<u>73.63</u>
Total	<u><u>5,933.20</u></u>	<u><u>5,572.14</u></u>

22 Other income

Particulars	For the year ended March 31,2020	For the year ended March 31, 2019
Interest income on bank deposits	10.98	8.45
Income from rent	5.67	5.24
Interest income on IT Refund	2.91	-
Liabilities no longer required written back	-	38.49
Interest accrued but due on debentures written back	-	1.15
Miscellaneous income	1.65	25.55
Interest income from financial assets at amortized cost (security deposits)	-	-
Total	<u><u>21.21</u></u>	<u><u>78.88</u></u>

23 Direct expenses

Particulars	For the year ended March 31,2020	For the year ended March 31, 2019
Handling and transport charges	2,016.46	2,368.03
Rail freight charges	224.15	40.48
Trailer rent	34.80	35.03
Other operating expenses	184.23	129.97
Total	<u><u>2,459.64</u></u>	<u><u>2,573.51</u></u>

24 Employee benefits expense

Particulars	For the year ended March 31,2020	For the year ended March 31, 2019
Salaries, wages and bonus	239.20	240.14
Contribution to provident and other funds	18.37	14.36
Staff welfare expense	56.43	41.35
Total	<u><u>314.00</u></u>	<u><u>295.85</u></u>



Kanpur Logistics Park Private Limited

CIN: U74900DL2009PTC193936

Notes to the financial statements for the year ended March 31, 2020

(All amounts in Indian Rupees Laacs, unless otherwise stated)

25 Finance cost

Particulars	For the year ended March 31,2020	For the year ended March 31, 2019
Interest on loan and other charges	72.33	127.13
Interest expense on lease	404.51	-
Interest expense on litigation settlements	-	25.17
Interest on late deposits of income tax	-	0.53
Interest on loan from others	-	13.56
	<u>476.84</u>	<u>166.39</u>

26 Depreciation and amortization

Particulars	For the year ended March 31,2020	For the year ended March 31, 2019
Depreciation on property, plant and equipment	685.56	658.05
Amortization on intangible assets	4.75	0.70
Amortization on right to use assets	193.96	-
	<u>884.27</u>	<u>658.75</u>

27 Other expenses

Particulars	For the year ended March 31,2020	For the year ended March 31, 2019
Rent	13.90	262.16
Outsourcing cost	263.97	262.96
Power and fuel	102.66	170.59
Security	44.06	40.90
Insurance	7.77	17.72
Repair and maintenance - others	30.17	26.78
Repair and maintenance - building	6.35	6.65
Bank charges	1.60	3.32
Corporate social responsibility expense	25.00	-
Communication cost	14.00	13.51
Legal and professional fees#	36.00	35.33
Impairment allowance for trade receivable	-	9.58
Travelling and conveyance	33.53	30.10
Rates and taxes	9.59	50.30
Vehicle running expenses	13.02	9.16
Miscellaneous	51.25	46.66
	<u>652.87</u>	<u>985.72</u>

27.1 Details in respect of payment to auditors#

Particulars	For the year ended March 31,2020	For the year ended March 31, 2019
Audit fee	9.25	9.25
Reimbursements of expenses	0.08	0.61
Total	<u>9.33</u>	<u>9.86</u>



Kanpur Logistics Park Private Limited

CIN: U74900DL2009PTC193936

Notes to the financial statements for the year ended March 31, 2020

(All amounts in Indian Rupees Lacs, unless otherwise stated)

28 Contingent liabilities and commitments

- a) Estimated amount of contracts remaining to be executed which is of capital nature (net of advances) and which have not been provided for in the financial statements, amounts to Nil (March 31, 2020: Nil).
- b) The Company has given bank guarantee of Rs: 22.37 (March 31, 2019: 22.37) to government authorities to discharge the obligations as a custodian of Import and export goods and EPCG license. The Company has met the export obligations related to this EPCG license scheme.
- c) Pursuant to recent judgement by the Hon'ble Supreme Court dated February 28, 2019, it was held that basic wages, for the purpose of provident fund, to include special allowances which are common for all employees. However, there was uncertainty with respect to the applicability of the judgement and year from which the same applies. Owing to the aforesaid uncertainty and pending clarification from the authorities in this regard, the Company had not recognized any provision for the years prior to February 28, 2019. Further, management also believes that the impact of the same on the Company will not be material.

On the basis of current status of the above cases and as per internal evaluation, the Company believes that the probability of liability devolving on the Company is low.



29 Employee benefits

(i) Defined contribution plans:

Provident fund

The Company makes contributions, determined as a specified percentage of employee's salaries, in respect of qualifying employees towards provident fund which is a defined contribution plan. The Company has no obligations other than to make the specified contributions. The contributions are charged to the Statement of Profit and Loss as they accrue. The amount recognized as expense towards such contribution to provident fund and employee state insurance fund for the year aggregated to Rs. 18.37 (March 31, 2019 Rs. 14.36).

(ii) Defined benefit plans:

A. Gratuity

The Company has a defined benefit plan that provide gratuity. The gratuity plan entitles all eligible employees who has completed five years or more of service to receive one half month's salary for each year of completed service at the time of retirement, superannuation, death or permanent disablement, in terms of the provisions of the payment of Gratuity Act or as per company's scheme whichever is more beneficial. The following table summarizes the position of assets and obligations:

Based on the actuarial valuation obtained in this respect, the following table sets out the status of the gratuity and the amounts recognized in the Company's financial statements as at balance sheet date:

	As at March 31, 2020	As at March 31, 2019
a) Net defined benefit liability:		
Gratuity (unfunded)	25.62	23.63
	<u>25.62</u>	<u>23.63</u>
b) Classification of defined benefit liability in current and non-current:		
Non-current	19.25	18.26
Current	6.37	5.37

c) Reconciliation of present value of defined benefit obligation:

	Defined benefit obligation	
	March 31, 2020	March 31, 2019
Balance at the beginning of the year	23.63	17.06
Benefits paid	-	-
Current service cost	3.55	3.94
Interest cost	1.81	1.22
Actuarial (gain)/ loss recognized in other comprehensive income	-	-
-Demographic assumptions	(0.00)	-
-Financial assumptions	(2.75)	0.98
-Experience adjustment	(0.62)	0.44
Balance at the end of the year	<u>25.62</u>	<u>23.63</u>

d) Expense recognized in statement of profit or loss:

	March 31, 2020	March 31, 2019
Current service cost	3.55	3.94
Interest cost	1.81	1.22
	<u>5.36</u>	<u>5.16</u>



Kanpur Logistic Park Private Limited
 CIN: U74900DL2009PTC193936
 Notes to the financial statements for the year ended March 31, 2020
 (All amounts in Indian Rupees Laacs, unless otherwise stated)

e) Remeasurement recognized in other comprehensive income:

	March 31, 2020	March 31, 2019
Actuarial (gain)/ loss on defined benefit obligation	(3.37)	1.42
	(3.37)	1.42

f) Actuarial assumptions

The following were the principal actuarial assumptions at the reporting date:

	March 31, 2020	March 31, 2019
Discount rate	6.80%	7.65%
Salary escalation rate	3.50%	5.61%
Retirement age (years)	58	58
Mortality rates inclusive of provision for disability	100% of IALM (2012 100% of IALM (2006	
Ages		
Attrition rate	26.57%	26.57%

The discount rate is based on the prevailing market yields of Indian government securities as at the balance sheet date for the estimated term of the obligations.

The estimates of future salary increases considered in actuarial valuation, take account of inflation, seniority, promotion and other relevant factors, such as supply and demand in the employment market.

g) Sensitivity analysis:

Reasonably possible changes at the reporting date to one of the relevant actuarial assumptions, holding other assumptions constant, would have affected the defined benefit obligation by the amounts shown below.

	March 31, 2020		March 31, 2019	
	Increase	Decrease	Increase	Decrease
Discount rate (0.5% movement)	(0.37)	0.39	(0.35)	0.37
Salary escalation rate (0.5% movement)	0.40	(0.39)	0.36	(0.35)

The sensitivity analysis is based on a change in above assumption while holding all other assumptions constant. The changes in some of the assumptions may be correlated. When calculating the sensitivity of the defined benefit obligation to significant actuarial assumptions, the same method (present value of the defined benefit obligation calculated with the projected unit credit method at the end of the reporting year) has been applied, as has been applied when calculating the provision for defined benefit plan recognized in the Balance Sheet.

Sensitivities due to mortality & withdrawals are not material & hence impact of change due to these not calculated.

The methods and types of assumptions used in preparing the sensitivity analysis did not change compared to the prior years.

h) Risk exposure:

i) Changes in discount rate

A decrease in discount yield will increase plan liabilities.

ii) Mortality table

The gratuity plan obligations are to provide benefits for the life of the member, so increases in life expectancy will result in an increase in plan liabilities.



Kanpur Logistic Park Private Limited

CIN: U74900DL2009PTC193936

Notes to the financial statements for the year ended March 31, 2020

(All amounts in Indian Rupees Lacs, unless otherwise stated)

Expected maturity analysis of gratuity in future years

	Less than 1 year	Between 1-2 years	Between 2-5 years	Over 5 years	Total
As at March 31, 2020	6.37	4.62	8.51	6.12	25.61
As at March 31, 2019	5.42	4.23	7.96	6.02	23.63

Expected contributions to post-employment benefit plans for the year ending March 31, 2021 are Rs. 5.03 (March 31, 2020: Rs.5.08).


The weighted average duration of the defined benefit plan obligation at the end of the reporting period is 3.22 years (March 31, 2019: 3.17 years).

(iii) Other long term employee benefit plans

Other long term employee benefit plans comprises of compensated absences.

The Company operates compensated absences plan (earned leaves), where in every employee is entitled to the benefit equivalent to 15 days salary for every completed year of service which is subject to maximum of 15 days accumulation of leaves. The same is payable during early retirement, withdrawal of scheme, resignation by employee and upon death of employee. The salary for calculation of earned leave are last drawn basic salary.

	As at March 31, 2020	As at March 31, 2019
Present value of obligation as at the end of the year		
Compensated absences	11.63	11.98
Current and non-current liability breakup		
Non current	8.49	10.41
Current	3.13	1.57
	<u>11.63</u>	<u>11.98</u>



Kamrup Logistics Park Private Limited
 CIN: U74900DL2009PTC19336
 Notes to the financial statements for the year ended March 31, 2020
 (All amounts in Indian Rupees Lacs, unless otherwise stated)

20. a) Nature of related parties and related party relationship

Name of related parties	Relationship
Pristine Logistics & Infrastructure Private Limited	Holding company
Tecling Support Services Private Limited	Fellow subsidiary
Prishin Mega Logistics Park Private Limited	Fellow subsidiary

Key management personnel (KMP)	Designation
Mr. Amit Kumar	Director (appointed w.e.f. May 21, 2019)
Mr. Aviral Jain	Director
Mr. Naranjan Gopalakrishnan	Director (appointed w.e.f. June 03, 2019)
Mr. Mayank Bansal	Director
Mr. Vikash Kumar Verma	Director (resigned w.e.f. July 03, 2019)

Enterprise owned or significantly influenced by key management personnel
 Hindustan Deck Yard Private Limited

b) Transactions during the year

Particulars	Key management personnel		Holding Company		Fellow Subsidiary		Relatives of key management personnel and enterprise owned or significantly influenced by key	
	March 31, 2020	March 31, 2019	March 31, 2020	March 31, 2019	March 31, 2020	March 31, 2019	March 31, 2020	March 31, 2019
	A) Transactions during the year with Key managerial person i) Short term employee benefit ii) Post employment benefit = iii) Other long term benefits = B) Transactions during the year with Holding Company - Pristine Logistics & Infrastructure Private Limited (a) Amount of loan paid (b) Purchase of fixed asset (c) Loans/ advances received during the year (d) Loans/ Advances repayment during the year C) Transactions during the year with Fellow Subsidiary - Tecling Support Services Private Limited (a) Handling and transport expenses (b) Income from sale of services - Prishin Mega Logistics Park Private Limited (a) Income from sale of services (b) Cost of service taken Transactions during the year with other related parties - Hindustan Deck Yard Private Limited (a) Amount of loan paid	-	-	6.30	8.40	-	0.60	-
	-	-	1.41	-	-	16.10	24.07	-
	-	-	-	-	-	-	0.08	-
	-	-	-	-	-	865.91	556.03	-
	-	-	-	-	-	224.15	-40.48	-
	-	-	-	-	-	-	-	71.31

Particulars	Key management personnel		Holding Company		Fellow Subsidiary		Relatives of key management personnel and enterprise owned or significantly influenced by key	
	March 31, 2020	March 31, 2019	March 31, 2020	March 31, 2019	March 31, 2020	March 31, 2019	March 31, 2020	March 31, 2019
	D) Accounts payable (recoverability at the year end - Pristine Logistics & Infrastructure Private Limited - Prishin Mega Logistics Park Private Limited - Tecling Support Services Private Limited	-	-	9.23	1.89	-	(87.20)	(295.04)
	-	-	-	-	-	3.49	14.41	-

The director has given personal guarantee against certain borrowings taken by the Company (Refer note 15).
 Does not include granty and compensated absence as these are provided based on Company as a whole.



Kanpur Logistics Park Private Limited
CIN: U74900DL2009PTC193936

Notes to the financial statements for the year ended March 31, 2020
(All amount is Rupees lacs unless otherwise stated)

31 Leases

31.1 The table below provides details for the changes in the carrying value of right of use assets

	As at 31 March 2020	As at 31 March 2019
<i>Gross</i>		
Opening balance		
Transition impact of Ind As 116	3,981.39	-
Additions during the year	-	-
Deductions during the year	-	-
Closing Balance	3,981.39	-
<i>Amortisation</i>		
Opening balance		
Amortisation for the year	193.96	-
Deductions during the year	-	-
Closing balance	193.96	-
Net closing balance	3,787.42	-

31.2 The table below provides details for the changes in the lease liabilities

	As at 31 March 2020	As at 31 March 2019
Opening balance of lease liabilities	-	-
- Transition impact of Ind As 116	3,977.08	-
- Additions	-	-
- Deductions	-	-
- Accretion of finance cost	404.51	-
- Payments	255.97	-
Closing balance of lease liabilities	4,125.62	-

31.3 The table below provides details regarding the contractual maturities of lease liabilities on an undiscounted basis

	As at 31 March 2020	As at 31 March 2019
Upto 12 months	268.77	-
1-5 Years	1,300.04	-
More than 5 Years	9,867.06	-
Total	11,435.87	-
Less: Impact of discounting	7,290.89	-
Lease liabilities included in the statement of financial position	4,144.98	-



Kanpur Logistics Park Private Limited

CIN: U74900DL2009PTC193936

Notes to the financial statements for the year ended March 31, 2020

(All amount is Rupees lacs unless otherwise stated)

31.4 Amounts recognised in profit or loss

Particulars	For the year	For the year
	ended	ended
	31 March 2020	31 March 2019
Interest on lease liabilities	404.51	-
Depreciation expense for right-of-use assets	193.94	-
	598.46	-

31.5 Amounts recognised in the statement of cash flows

Particulars	For the year	For the year
	ended	ended
	31 March 2020	31 March 2019
Total cash outflow for leases	255.97	-

31.6 Changes in accounting policy

Effective 1 April 2019, the Company adopted Ind AS 116 "Leases" applied to all lease contracts existing on 1 April 2019 using the modified retrospective method. Consequently, the Company recorded the lease liability at the present value of the lease payments discounted at the incremental borrowing rate at the date of initial application and a corresponding right-of-use asset adjusted for the amount of prepaid or accrued payments on the lease.

The following is the summary of practical expedients elected on initial application:

1. Applied a single discount rate to a portfolio of leases of similar assets in similar economic environment with a similar end date.
2. Applied the exemption not to recognize right-of-use assets and liabilities for leases with less than 12 months of lease term and low value assets on the date of initial application.
3. Excluded the initial direct costs from the measurement of the right-of-use asset at the date of initial application.
4. Applied the practical expedient to grandfather the assessment of which transactions are leases. Accordingly, Ind AS 116 is applied only to contracts that were previously identified as leases under Ind AS 17.
5. Use hindsight, such as in determining the lease term if the contract contains options to extend or terminate the lease.

Leases previously accounted for as operating leases:

- a) The lease liabilities as at 1 April 2019 can be reconciled to the operating lease commitments as of 31 March 2019, as follows:



Kanpur Logistics Park Private Limited

CIN: U74900DL2009PTC193936

Notes to the financial statements for the year ended March 31, 2020

(All amount is Rupees lacs unless otherwise stated)

Particulars	Amount
Operating lease commitments as at 31 March 2019 (off balance sheet)	-
a) Contracts that do not meet the revised definition of a lease	13.90
b) Committed leases not commenced at 1 April 2019	
c) Non-lease components previously included as part of commitments with existing lease contracts	
Less: Commitments relating to unrecognised short-term lease contracts	
e) Commitments relating to unrecognised leases of low-value assets	-
Add:	
Lease payments relating to renewal periods not included in operating lease commitments as at 31 March 2019	-
Total commitments considered for leases calculations	
Less - Effect of discounting	
Discounted recognised lease liabilities as at 31 March 2019	-

b) The effect (increase/(decrease)) of adopting Ind AS 116 as at 1 April 2019 is set out below:

Assets	Amount
Right-of-use assets	3,981.39
Deferred tax assets	-
Liabilities	Amount
Lease Liabilities	4,125.62
Current	-
Non Current	4,125.62
Deferred tax liabilities	-



Kanpur Logistics Park Private Limited

CIN: U74900DL2009PTC193936

Notes to the financial statements for the year ended March 31, 2020

(All amounts in Indian Rupees Lacs, unless otherwise stated)

32 Operating leases

(a) The Company has entered into cancellable leases agreement for trailers with various parties. Lease rental recognized in the Statement of Profit and Loss is Rs. 13.90 (March 31, 2019 : Rs. 262.16)

(b) The Company has entered into various commercial leases for land at Panki, Kanpur and office premises at Mahipalpur Radisson Hotel ranging from one to fifteen years with an option to renew the lease after this period.

Non-cancellable operating lease rentals payable (minimum lease payments) under commercial lease for office premises are as follows:

Particulars	As at	As at
	March 31, 2020	March 31, 2019
Within one year	20.95	19.05
After one year but not more than five years	-	20.95
More than five years	-	-
	20.95	40.00

33 Earnings per share "(EPS)"

(a) Basic and diluted earnings per share (in Rs.)

	As at	As at
	March 31, 2020	March 31, 2019
Basic earnings per share	8.58	7.05
Diluted earnings per share	8.58	7.05
Nominal value per share	10.00	10.00

(b) Profit attributable to equity sh:

	As at	As at
	March 31, 2020	March 31, 2019
Profit attributable to equity holders for basic earnings	857.63	705.25
Profit attributable to equity holders	857.63	705.25

(c) Weighted average number of equity shares (used as denominator) (in Nos.)

	As at	As at
	March 31, 2020	March 31, 2019
Opening balance of issued equity shares	10,000,000	10,000,000
Weighted average number of equity shares outstanding at the end of year for calculation of basic and diluted earnings per share	10,000,000	10,000,000



Kanpur Logistics Park Private Limited

CIN: U74900DL2009PTC193936

Notes to the financial statements for the year ended March 31, 2020

(All amounts in Indian Rupees Lacs, unless otherwise stated)

34 Disclosure in respect of Indian Accounting standard (Ind AS)-108: "Operating Segments"

The Company is set-up with the object of, inter-alia, rendering end to end logistic solutions to the customers. This is the only activity performed and is thus also the main source of risks and returns. Accordingly, the Company's activities/business is reviewed regularly by the Board of Director of the Company from an over all business perspective. Thus, the Company has only one operating segment, and no reportable segments in accordance with Ind AS 108 - Operating Segments.

Segment reporting - Geographical Information

Geographical information analyses the company's revenue and non-current assets by the Company's country of domicile (i.e. India) and other countries. In presenting the geographical information, segment revenue has been based on the geographical location of the customers and segment assets which have been based on the geographical location of the assets.

Segment information for the year ended:

1. Revenue

Particulars	March 31, 2020	March 31, 2019
Inside India	5,933.20	5,572.14
Outside India	-	-
Total	5,933.20	5,572.14

2. Non current assets *

Particulars	March 31, 2020	March 31, 2019
Inside India	6,666.98	3,463.49
Outside India	-	-
Total	6,666.98	3,463.49

* Non current assets does not include financial assets and deferred tax assets.

Major customer:

Two customers accounts for 21.35% approximately (previous year 27.04% approximately) of Company's total revenue from operation individually contributing more than 10% of total revenue.

- 35 As per Section 135 of the Companies Act, 2013, a Corporate Social Responsibility (CSR) committee has been formed by the Company during the year. The CSR efforts of the company would include women empowerment, promoting education including special education and employment enhancing vocation skills especially among women and children, health, livelihood enhancement projects or disasters relief and such other matters as may be prescribed by statute. The requisite disclosures are set out as below :

	For the year ended 31 March 2020	For the year ended 31 March 2019
- Gross amount required to be spent by the Company during the year	14.48	8.93
- Amount spent during the year	25.00	-



36 Fair value measurement

The following table shows the carrying amounts and fair value of financial assets and liabilities including their levels into fair value hierarchy

(As of March 31, 2020)

Particulars	Carrying amount	Fair value at amortized cost	Fair value through profit and loss	Fair value		
				Level 1	Level 2	Level 3
Financial assets						
Non current						
Loans	26.06	26.06	-	-	-	-
Other financial assets	45.62	45.62	-	-	-	-
	71.68	71.68	-	-	-	-
Current						
Trade receivables*	1,441.31	1,441.31	-	-	-	-
Cash and cash equivalents*	4.00	4.00	-	-	-	-
Bank balances other than cash and cash equivalents*	126.01	126.01	-	-	-	-
Other financial assets*	17.66	17.66	-	-	-	-
	1,588.98	1,588.98	-	-	-	-
Financial liabilities						
Non current						
Borrowings#	137.32	137.32	-	-	-	137.32
Other financial liabilities*	4,209.22	4,209.22	-	-	-	-
	4,346.54	4,346.54	-	-	-	137.32
Current						
Borrowings#	97.68	97.68	-	-	-	97.68
Trade payables*	264.10	264.10	-	-	-	-
Other financial liabilities*	283.67	283.67	-	-	-	283.67
	645.45	645.45	-	-	-	381.35

(As of March 31, 2019)

Particulars	Carrying amount	Fair value at amortized cost	Fair value through profit and loss	Fair value		
				Level 1	Level 2	Level 3
Financial assets						
Non current						
Loans	8.86	8.86	-	-	-	-
Other financial assets	58.21	58.21	-	-	-	-
	67.07	67.07	-	-	-	-
Current						
Trade receivables*	779.37	779.37	-	-	-	-
Cash and cash equivalents*	55.27	55.27	-	-	-	-
Bank balances other than cash and cash equivalents*	113.87	113.87	-	-	-	-
Other financial assets*	28.50	28.50	-	-	-	-
	977.01	977.01	-	-	-	-
Financial liabilities						
Non current						
Borrowings#	380.05	380.05	-	-	-	380.05
Other financial liabilities*	84.80	84.80	-	-	-	-
	464.85	464.85	-	-	-	380.05
Current						
Borrowings#	189.25	189.25	-	-	-	189.25
Trade payables*	553.88	553.88	-	-	-	-
Other financial liabilities*	743.53	743.53	-	-	-	609.29
	1,486.66	1,486.66	-	-	-	798.54

The Company's borrowings, other non-current financial liabilities and other non-current financial assets approximated the fair value.

*The carrying amounts of trade receivables, trade payables, cash and cash equivalents, bank balances other than cash and cash equivalents and other current financial assets and other current financial liabilities, approximates the fair values, due to their short-term nature.

The fair values for loans were calculated based on discounted cash flows using a current lending rate. They are classified as level 3 fair values in the fair value hierarchy due to the inclusion of unobservable inputs including counterparty credit risk.

There has been no transfers between Level 1, Level 2 and Level 3 for the years ended 31 March 2020 and 31 March 2019.

Valuation technique used to determine fair value

Specific valuation techniques used to value financial instruments include:

The fair value of the financial instrument is estimated using the amount of future benefit earned which is discounted to determine its present value.

Valuation framework

The finance department of the Company includes a team that performs the valuations of financial assets and liabilities required for financial reporting purposes, including level 3 fair values. This team reports directly to the Senior Management. Discussions on valuation and results are held between the Senior Management atleast once every year in line with the Company's yearly reporting.



Kanpur Logistics Park Private Limited

CIN: U74900DL2009PTC193936

Notes to the financial statements for the year ended March 31, 2020

(All amounts in Indian Rupees Lacs, unless otherwise stated)

37 Financial risk management

The Company's activities expose it to a variety of financial risks: market risk, credit risk and liquidity risk. The Company's primary focus is to foresee the unpredictability of financial markets and seek to minimize potential adverse effects on its financial performance.

Risk management framework

The Company's board of directors has overall responsibility for the establishment and oversight of the Company's risk management framework. The Company's risk management policies are established to identify and analysis the risk faced by the Company, to set appropriate risk limits and controls and to monitor risks and adherence to limits. The board provides principles for overall risk management, as well as policies covering specific areas, such as regulatory risk, compliance risk, technology related risk, IT risk, interest rate risk, credit risk and investment of excess liquidity.

a) Credit risk

Credit risk is the risk of financial loss to the Company if a customer or counterparty to a financial instrument fails to meet its contractual obligations. Credit risk arises principally from trade receivables, investments, loans and advances, cash and cash equivalents and deposits with banks and other financial assets. The carrying amount of the financial assets represents maximum credit exposure.

Expected credit loss on financial assets other than trade receivables :

Credit risks on cash and cash equivalents and bank deposits is limited as the Company generally invest in deposits with banks with High credit ratings assigned by domestic credit agencies. The management actively monitors the interest rate and maturity period of these investments. The Company does not expect the counterparty to fail to meet its obligations. The loans primarily represents security deposits given for facilities taken on rent. Such security deposit will be returned to the Company at the end of lease term. Hence, the credit risk associated with such deposits is relatively low. Accordingly, no provision for expected credit loss has been provided on these financial assets. Credit risk on trade receivable is also very limited.

Trade receivables and unbilled revenue

Trade receivables are typically unsecured and are derived from revenue earned from customers. Customer credit risk is managed centrally and is subject to the Company's policy and procedures which involve credit approvals, establishing credit limits and continuously monitoring the credit worthiness of customers to which the Company grants credit terms in the normal course of business. Outstanding customer receivables are regularly monitored. The Company uses expected credit loss model to assess the impairment loss. The Company uses a provision matrix to compute the expected credit loss allowance for trade receivables. The provision matrix takes into account available external and internal credit risk factors and the Company's historical experience with customers.

The amount of total allowance for credit loss is disclosed in Note 9 and the movement thereof during the years ended March 31, 2020 and March 31, 2019 is tabulated below:

	As at March 31, 2020	As at March 31, 2019
Opening balance	46.67	37.09
Net remeasurement of loss allowance	(9.49)	9.58
Closing balance	<u>37.18</u>	<u>46.67</u>

b) Market risk

Market risk is the risk that future cash flows of a financial instruments will fluctuate because of change in market price. Market comprises two types of risk namely: currency risk and interest rate risk. The objective of market risk management is to manage and control market risk exposures within acceptable parameters, while optimizing the return.



Kanpur Logistics Park Private Limited

CIN: U74900DL2009PTC193936

Notes to the financial statements for the year ended March 31, 2020

(All amounts in Indian Rupees Laacs, unless otherwise stated)

i) Currency risk:

Foreign currency risk is the risk that the fair value of the future cash flows of a financial instrument will fluctuate because of changes in foreign exchange rates. The Company transacts business in local currency. Accordingly, the Company does not have any exposure to foreign currency risk at the end of the reporting period.

ii) Interest rate risk

Interest rate risk is the risk that the fair value or future cash flows of a financial instrument will fluctuate because of changes in market interest rates. The Company borrowings are at fixed rate of interest. The Company's interest earning financial assets are term deposits with banks, which are fixed rate interest bearing investments and accordingly, the Company is not significantly exposed to interest rate risk.

c) Liquidity risk

The Company's principal sources of liquidity are cash and cash equivalents, cash generated from operations. The Company manages its liquidity needs by continuously monitoring cash inflows and by maintaining adequate cash and cash equivalents. Net cash requirements are compared to available cash in order to determine any shortfalls.

Short term liquidity requirements consists mainly of trade payables and other liabilities arising during the normal course of business as of each reporting date. The Company maintain a sufficient balance in cash and cash equivalents to meet its short term liquidity requirements. The Company assesses its long term liquidity requirements on a periodical basis and manage them through internal accruals.

The table below analyze Company's financial liabilities into relevant maturity groupings based on their contractual maturities. The amount disclosed in the table are the contractual undiscounted cash flows.

As at March 31, 2020

Particulars	Upto 1 year	1 - 3 years	More than 3 years	Total
Financial liabilities:				
Borrowings	97.68	137.32	-	235.00
Trade payables	264.10	-	-	264.10
Other financial liabilities	283.67	83.61	4,125.62	4,492.90
Total	645.45	220.93	4,125.62	4,992.00

As at March 31, 2019

Particulars	Upto 1 year	1 - 3 years	More than 3 years	Total
Financial liabilities:				
Borrowings	189.25	380.05	-	569.30
Trade payables	553.88	-	-	553.88
Other financial liabilities	743.53	84.80	-	828.33
Total	1,486.66	464.85	-	1,951.51



Kanpur Logistics Park Private Limited

CIN: U74900DL2009PTC193936

Notes to the financial statements for the year ended March 31, 2020

(All amounts in Indian Rupees Laacs, unless otherwise stated)

Capital Management

A. Risk Management:

The Company's objectives when managing capital are to:

1. Safeguard their ability to continue as a going concern, so that they can continue to provide returns for shareholders and benefits to other stakeholders, and
2. Maintain an optimal capital structure to reduce the cost of capital.

The Company monitors capital using gearing ratio, which is total debt (including short term debt) divided by total capital plus borrowings.

Particulars	March 31, 2020	March 31, 2019
Total borrowings	235.00	569.29
Total equity	3,327.90	2,466.90
Debt to Equity ratio	0.07	0.23

As per our report of even date attached

For **BSR & Associates LLP**

Chartered Accountants

ICAI Firm Registration Number. 116231W/W-100024



Anant Marwah

Partner

Membership No: 510549

Place: New Delhi

Date: 26 December 2020

For and on behalf of the Board of Directors of

Kanpur Logistics Park Private Limited



Amit Kumar

Director

DIN: 01928813



Srishty

Company Secretary

Membership No: A62933

Place: New Delhi

Date: 26 December 2020



Aviral Jain

Director

DIN: 06735607